



STATE OF SOUTH DAKOTA)
)
COUNTY OF HUGHES)


CERTIFICATE

We, Jason M. Gant, Tony Venhuizen, Shirley A. Jameson Fergel, Steven R. Blair, being duly appointed the Board of Canvassers in the State of South Dakota for the Primary Election held in said state on June 05, 2012, hereby certify that the attached is a true and correct record of the votes for the candidates as shown by returns certified to the Secretary of State of South Dakota. The canvass was completed on June 12, 2012

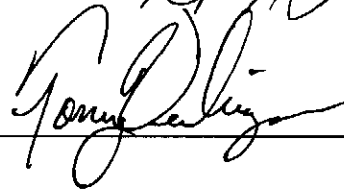





Secretary of State



for the Supreme Court



for the Governor




for the Attorney General

Sworn to before me this 12 day of June, 2012



Notary Public


My commission expires 2-25, 2017




STATE OF SOUTH DAKOTA)
)
COUNTY OF HUGHES)


CERTIFICATE

We, Jason M. Gant, Tony Venhuizen, Shirley A. Jameson Fergel, Steven R. Blair, being duly appointed the Board of Canvassers in the State of South Dakota for the Primary Election held in said state on June 05, 2012, hereby certify that the attached is a true and correct record of the votes for the candidates as shown by returns certified to the Secretary of State of South Dakota. The canvass was completed on June 12, 2012

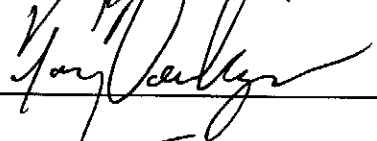





Secretary of State



for the Supreme Court



for the Governor



for the Attorney General

Sworn to before me this 12 day of June, 2012



Notary Public



My commission expires 2/25, 2017

REP							Total				
Presidential Delegates and Alternates											
to be Uncommitted	Ron Paul	Mitt Romney	Rick Santorum	Newt Gingrich							
Aurora	12	18	120	41	16	207					
Beadle	45	72	560	109	29	815					
Bennett	3	6	60	8	2	79					
Bon Homme	20	60	195	51	16	342					
Brookings	51	136	478	108	38	811					
Brown	75	253	1080	168	53	1,629					
Brule	3	18	83	11	6	121					
Buffalo	0	13	18	6	0	37					
Butte	50	207	675	106	37	1,075					
Cambell	10	23	102	35	6	176					
Charles Mix	27	51	471	93	22	664					
Clark	14	39	176	28	14	271					
Clay	32	50	232	35	11	360					
Codington	25	80	471	103	21	700					
Corson	8	18	52	15	6	99					
Custer	56	157	773	97	60	1,143					
Davison	92	193	1477	203	75	2,040					
Day	11	25	140	44	6	226					
Deuel	21	44	192	42	13	312					
Dewey	9	21	89	18	7	144					
Douglas	39	65	364	117	24	609					
Edmunds	7	8	98	19	6	138					
Fall River	73	161	582	105	69	990					
Faulk	15	29	130	44	24	242					
Grant	36	64	384	99	22	605					
Gregory	8	17	120	21	8	174					
Haakon	12	24	184	31	13	264					
Hamlin	14	65	213	62	14	368					
Hand	6	15	122	34	8	185					
Hanson	9	48	243	48	9	357					
Harding	14	56	187	44	13	314					
Hughes	252	243	1774	279	96	2,644					
Hutchinson	37	87	484	153	25	786					
Hvde	6	27	116	16	10	175					
Jackson	3	15	70	22	5	115					
Jerauld	19	25	198	46	11	299					
Jones	20	23	215	26	15	299					
Kingsbury	30	71	264	55	19	439					
Lake	17	46	244	25	10	342					
Lawrence	182	326	1630	191	103	2,432					
Lincoln	165	336	2248	362	100	3,211					
Lyman	14	38	214	41	12	319					
Marshall	6	8	83	23	9	129					
McCook	32	68	243	70	19	432					
McPherson	14	27	215	43	3	302					
Meade	114	382	1241	242	91	2,070					
Mellette	1	17	41	12	5	76					
Miner	4	17	63	15	7	106					
Minnehaha	255	1154	5048	681	213	7,351					
Moody	8	15	67	30	3	123					
Pennington	502	907	5701	923	336	8,369					
Perkins	10	87	133	36	10	276					
Potter	35	60	485	94	40	714					
Roberts	8	19	125	30	4	186					
Sanborn	2	9	60	8	7	86					
Shannon	1	2	20	1	3	27					
Spink	36	48	256	57	23	420					
Stanley	39	66	328	52	37	522					
Sully	13	33	205	34	13	298					
Todd	6	14	46	10	4	80					
Tripp	17	27	188	34	14	280					
Turner	27	112	276	52	26	493					
Union	16	58	412	77	25	588					
Walworth	18	38	301	39	23	419					
Yankton	65	206	776	120	31	1,198					
Ziebach	0	10	31	0	1	42					
Total	5.42%	2,771	13.02%	6,657	66.23%	33,872	11.43%	5,844	3.91%	2,001	51,145

DEM		United States Representative		Total	
Jeff Barth		Matt Varilek			
Aurora	53		209	262	
Beadle	297		679	976	
Bennett	15		56	71	
Bon Homme	35		370	405	
Brookings	201		581	782	
Brown	475		1324	1,799	
Brule	51		150	201	
Buffalo	16		47	63	
Butte	88		195	283	
Cambell	3		22	25	
Charles Mix	95		416	511	
Clark	30		152	182	
Clay	169		490	659	
Codington	170		550	720	
Corson	60		73	133	
Custer	89		231	320	
Davison	563		1150	1,713	
Dav	111		380	491	
Deuel	49		185	234	
Dewev	127		202	329	
Douglas	9		82	91	
Edmunds	48		142	190	
Fall River	92		206	298	
Faulk	29		63	92	
Grant	69		202	271	
Gregory	38		157	195	
Haakon	13		58	71	
Hamlin	57		150	207	
Hand	38		141	179	
Hanson	39		84	123	
Harding	19		33	52	
Hughes	151		424	575	
Hutchinson	47		155	202	
Hyde	15		22	37	
Jackson	14		37	51	
Jerauld	34		129	163	
Jones	14		21	35	
Kingsbury	76		223	299	
Lake	92		312	404	
Lawrence	246		503	749	
Lincoln	336		831	1,167	
Lyman	23		106	129	
Marshall	47		204	251	
McCook	76		196	272	
McPherson	35		54	89	
Meade	176		428	604	
Mellette	26		57	83	
Miner	45		115	160	
Minnehaha	1856		3620	5,476	
Moody	63		162	225	
Pennington	811		2315	3,126	
Perkins	23		61	84	
Potter	47		93	140	
Roberts	71		228	299	
Sanborn	21		65	86	
Shannon	108		110	218	
Spink	212		518	730	
Stanley	75		88	163	
Sully	43		57	100	
Todd	204		276	480	
Tripp	34		139	173	
Turner	74		208	282	
Union	66		202	268	
Walworth	33		92	125	
Yankton	125		872	997	
Ziebach	27		56	83	
Total	28.08%	8,494	71.92%	21,759	30,253

June 12, 2012

REP			
State Senator - District 02			
	Art Frysie	Norbert Barrie	Total
Brown	76	180	256
Clark	249	60	309
Hamlin	296	105	401
Spink	103	308	411
Total	724 52.58%	653 47.42%	1,377

REP			
State Senator - District 04			
	Tim Begalka	Val Rausch	Total
Brookings	304	89	393
Codington	135	45	180
Deuel	349	32	381
Grant	318	383	701
Total	1,106 66.83%	549 33.17%	1,655

REP								
State Senator - District 06				State Representative - District 06				
	Ernie Otten Jr.	Gene Abdallah	Total	Jason Long	Isaac Latterell	June Nusz	Herman Otten	Total
Lincoln	772	538	1,310	380	808	494	609	2,291
Total	772 58.93%	538 41.07%	1,310	380 16.59%	808 35.27%	494 21.56%	609 26.58%	2,291

REP			
State Senator - District 09			
	Lora Hubbel	Deb Peters	Total
Minnehaha	363	405	768
Total	363 47.27%	405 52.73%	768

REP				
State Representative - District 10				
	Jenna Haggar	Don Haggar	Dave Munson	Total
Minnehaha	623	457	380	1,460
Total	623 42.67%	457 31.30%	380 26.03%	1,460

REP					
State Representative - District 11					
	Jim Stalzer	Christine M. Erickson	Chris Karr	Mark K Wladson	Total
Minnehaha	447	529	357	362	1,695
Total	447 26.37%	529 31.21%	357 21.06%	362 21.36%	1,695

REP			
State Senator - District 12			
	Scott Bartlett	Mark Johnston	Total
Lincoln	86	250	336
Minnehaha	255	481	736
Total	341 31.81%	731 68.19%	1,072

REP				
State Representative - District 13				
	Frank Avine	G. Mark Mickelson	Steve Westra	Total
Lincoln	361	956	441	1,758
Minnehaha	439	1,107	543	2,089
Total	800 20.80%	2,063 53.63%	984 25.58%	3,847

REP							
State Senator - District 14				State Representative - District 14			
	David B. Rose	Deb Soholt	Total	R. Shaw n Tornow	Anne C. Hajek	Larry P. Zikmund	Total
Minnehaha	708	836	1,544	726	946	882	2,554
Total	708 45.85%	836 54.15%	1,544	726 28.43%	946 37.04%	882 34.53%	2,554

DEM				
State Representative - District 15				
	Patrick A. Kirschman	Karen L. Soli	Mitch Fargen	Total
Minnehaha	361	386	314	1,061
Total	361 34.02%	386 36.38%	314 29.59%	1,061

REP					
State Representative - District 16					
	Don Lamis	Jim Bolin	Patty Miller	Kevin D. Jensen	Total
Lincoln	58	529	155	354	1,096
Union	216	335	358	105	1,014
Total	274 12.99%	864 40.95%	513 24.31%	459 21.75%	2,110

REP					
State Representative - District 18					
	Matt Stone	Thomas Bakker	Mike Stevens	Thomas D. Stolz	Total
Yankton	586	98	710	738	2,132
Total	586 27.49%	98 4.60%	710 33.30%	738 34.62%	2,132

REP					
State Representative - District 19					
	Kyle Schoenfish	Stace Nelson	J.E. "Jim" Pulnam	Roger Hofer	Total
Bon Homme	190	85	116	18	409
Douglas	292	354	435	72	1,153
Hanson	70	302	83	58	513
Hutchinson	627	412	395	140	1,574
McCook	120	341	100	181	742
Total	1,299 29.58%	1,494 34.02%	1,129 25.71%	469 10.68%	4,391

REP			
State Senator - District 20			
	Mike Vehle	Steve "Sibby" Sibson	Total
Aurora	135	93	228
Davison	1,441	774	2,215
Jerauld	236	62	298
Total	1,812 66.11%	929 33.89%	2,741

REP				
State Representative - District 22				
	David McGirr	Dick Werner	Jay B.K. Slater	Total
Beadle	550	591	288	1,429
Kingsbury	93	134	436	663
Total	643 30.74%	725 34.66%	724 34.61%	2,092

DEM				
State Representative - District 22				
	Doug Kazmerzak	Dale Hargens	Peggy Gibson	Total
Beadle	204	678	923	1,805
Kingsbury	257	86	135	478
Total	461 20.19%	764 33.46%	1,058 46.34%	2,283

REP							
State Senator - District 24				State Representative - District 24			
	Jeff Monroe	Tad Perry	Total	Mark E. Venner	Mary Duvall	Tim Rounds	Total
Hughes	1,347	1,527	2,874	1,410	1,836	1,669	4,915
Hyde	132	51	183	80	99	107	286
Stanley	297	269	566	293	332	310	935
Sully	225	118	343	232	147	202	581
Total	2,001 50.45%	1,965 49.55%	3,966	2,015 30.00%	2,414 35.94%	2,288 34.06%	6,717

DEM					
State Representative - District 26A					
	Troy Heinert	Calvin G. Jones	Whitney A. Meek	Trent Pognsee Sr.	Total
Mellette	38	3	19	31	91
Todd	180	42	171	166	559
Total	218 33.54%	45 6.92%	190 29.23%	197 30.31%	650

REP				
State Representative - District 29				
	Gary L. Cammack	Dean Wink	David J. Eatherton	Total
Butte	216	97	125	438
Meade	1,221	955	661	2,837
Pennington	13	7	13	33
Total	1,450 43.83%	1,059 32.01%	799 24.15%	3,308

REP									
State Senator - District 30				State Representative - District 30					
	George W. Ferebee	Bruce Rampeberg	Total	Mike Verchio	Travis L. Bies	Tim Behlings	Florence K. Thompson	Lance Russell	Total
Custer	496	631	1,127	496	353	650	191	432	2,122
Fall River	440	560	1,000	618	178	253	222	560	1,831
Pennington	401	639	1,040	602	221	289	188	441	1,741
Total	1,337 42.22%	1,830 57.78%	3,167	1,716 30.14%	752 13.21%	1,192 20.93%	601 10.55%	1,433 25.17%	5,694

REP								
State Senator - District 31				State Representative - District 31				
	Bob Ewing	Thomas R. Nelson	Total	Timothy R. Johns	Gary L. Coe	John E. Teupel	Fred W. Romkema	Total
Lawrence	1,602	980	2,582	1,169	952	1,077	1,467	4,665
Total	1,602 62.04%	980 37.96%	2,582	1,169 25.06%	952 20.41%	1,077 23.09%	1,467 31.45%	4,665

REP				
State Representative - District 32				
	Kristin Conzet	Brian Gosch	Jeanette Deurloo	Total
Pennington	1,148	1,422	497	3,067
Total	1,148 37.43%	1,422 46.36%	497 16.20%	3,067

REP			
State Senator - District 33			
	Michael Buckingham	Phil Jensen	Total
Meade	142	221	363
Pennington	690	907	1,597
Total	832 42.45%	1,128 57.55%	1,960

REP			
State Senator - District 34			
	Stacey Wollman	Craig Tieszen	Total
Pennington	551	2,115	2,666
Total	551 20.67%	2,115 79.33%	2,666

REP				
State Representative - District 35				
	Blaine "Chip" Campbell	Don Kopp	Jack Siebold	Total
Pennington	486	712	275	1,473
Total	486 32.99%	712 48.34%	275 18.67%	1,473

STATE OF SOUTH DAKOTA)
)
COUNTY OF AURORA)

CERTIFICATE

We, Oscar Thompson, ~~John Steichen~~, Johnnie Skip Guindon, Pat Cranny, Delayne Persson the County Board of Canvassers in Aurora County for the Primary Election held on June 05, 2012, hereby certify that the foregoing is a true abstract of the votes cast in the jurisdiction of Aurora County, South Dakota, at the election as shown by the returns certified to the person in charge of the election.

Oscar Thompson
Johnnie Skip Guindon
Pat Cranny
Delayne Persson

Sworn to before me this 7th day of June, 2012.

Susan Urban
Susan Urban, County Auditor
Aurora County, South Dakota

SEAL

June 06, 2012

Primary Election - June 05, 2012
Aurora County

	REP		DEM			
	Presidential Delegates and Alternates		State Senator - 20		United States Representative	
	to be Uncommitted	12	5.80%			
	Ron Paul	18	8.70%			
	Mitt Romney	120	57.97%			
	Rick Santorum	41	19.81%			
	New t Gingrich	16	7.73%			
	Total	207				
	Mike Vehle	135	59.21%			
	Steve "Sibby" Sibson	93	40.79%			
	Total	228				
	Jeff Barth	53	20.23%			
	Matt Varilek	209	79.77%			
	Total	262				
Total						

		REP					State Senator - 20			
		Presidential Delegates and Alternates								
		to be Uncommitted	Ron Paul	Mitt Romney	Rick Santorum	Newt Gingrich	Total	Mike Vehle	Steve "Sibby" Sibson	Total
#1		3	5	29	15	6	58	40	30	70
#2		0	4	15	11	1	31	18	14	32
#3		2	4	27	7	3	43	20	27	47
#4		3	2	6	0	1	12	7	6	13
#5		2	2	11	6	1	22	18	8	26
#7		2	1	32	2	4	41	32	8	40
Total		12	18	120	41	16	207	135	93	228

		DEM		
		United States Representative		
		Jeff Barth	Matt Varilek	Total
#1		13	34	47
#2		2	13	15
#3		14	81	95
#4		1	10	11
#5		7	18	25
#7		16	53	69
Total		53	209	262

STATE OF SOUTH DAKOTA)
)
COUNTY OF BEADLE)

CERTIFICATE

We, Rick Benson, Linda Marcus, Denis Drake, Larry Mattke the County Board of Canvassers in Beadle County for the Primary Election held on June 05, 2012, hereby certify that the foregoing is a true abstract of the votes cast in the jurisdiction of Beadle County, South Dakota, at the election as shown by the returns certified to the person in charge of the election.

Rick Benson

Linda Marcus

Larry Mattke

Denis D. Drake

Sworn to before me this 7th day of June, 2012.

Jill Hanson

Jill Hanson, County Auditor
Beadle County, South Dakota



		REP				DEM					
		Presidential Delegates and Alternates				State Representative - 22					
		to be Uncommitted	Ron Paul	Mitt Romney	Rick Santorum	Newt Gingrich	Total	David McGirr	Dick Werner	Jay B.K. Slater	Total
W1	7	14	76	23	3	123	82	77	47	206	
W2	1	10	35	3	5	54	35	43	22	100	
W3	3	6	51	12	2	74	39	53	25	117	
W7-1	8	2	67	10	7	94	65	68	29	162	
W7-2	5	9	84	13	6	117	83	93	37	213	
W8-1	8	10	86	20	2	126	92	101	39	232	
W8-2	7	12	57	10	3	89	61	55	34	150	
12	4	7	58	6	0	75	47	47	31	125	
15	0	1	32	7	0	40	36	39	10	85	
17	2	1	14	5	1	23	10	15	14	39	
Total	45	72	560	109	29	815	550	591	288	1,429	

		DEM		REP				
		United States Representative		State Representative - 22				
		Jeff Barth	Matt Varilek	Total	Doug Kazmerzak	Dale Hargens	Peggy Gibson	Total
W1	49	116	165	29	121	157	307	
W2	44	77	121	20	78	126	224	
W3	43	79	122	26	82	112	220	
W7-1	36	78	114	19	76	104	199	
W7-2	29	82	111	30	86	107	223	
W8-1	28	77	105	18	63	100	181	
W8-2	27	50	77	13	63	79	155	
12	24	74	98	26	78	77	181	
15	9	14	23	7	11	21	39	
17	8	32	40	16	20	40	76	
Total	297	679	976	204	678	923	1,805	

June 06, 2012

Primary Election - June 05, 2012
Beadle County

		REP		DEM			
		Presidential Delegates and Alternates		State Representative - 22		United States Representative	
	to be Uncommitted	45	5.52%				
	Ron Paul	72	8.83%				
	Mitt Romney	560	68.71%				
	Rick Santorum	109	13.37%				
	Newt Gingrich	29	3.56%				
	Total	815					
	David McGirr	550	38.49%				
	Dick Werner	591	41.36%				
	Jay B.K. Slater	288	20.15%				
	Total	1,429					
	Jeff Barth	297	30.43%				
	Matt Varilek	679	69.57%				
	Total	976					
Total							

DEM	
State Representative - 22	
Doug Kazmerzak	204 11.30%
Dale Hargens	678 37.56%
Peggy Gibson	923 51.14%
Total	1,805

STATE OF SOUTH DAKOTA)
)
COUNTY OF BENNETT)

CERTIFICATE

We, Rolf Kraft, Newton Cummings, Dennis Gregg, Jason Fanning, Wayne Bond the County Board of Canvassers in Bennett County for the Primary Election held on June 05, 2012, hereby certify that the foregoing is a true abstract of the votes cast in the jurisdiction of Bennett County, South Dakota, at the election as shown by the returns certified to the person in charge of the election.

Rolf Kraft
Newton Cummings
Dennis Gregg
Wayne Bond
Jason Fanning

Sworn to before me this 6th day of June, 20 12.

Susan Williams

Susan Williams, County Auditor
Bennett County, South Dakota

SEAL

June 06, 2012

Primary Election - June 05, 2012
Bennett County

	REP		DEM			
	Presidential Delegates and Alternates				United States Representative	
	to be Uncommitted	3	3.80%			
	Ron Paul	6	7.59%			
	Mitt Romney	60	75.95%			
	Rick Santorum	8	10.13%			
	Newt Gingrich	2	2.53%			
	Total	79				
	Jeff Barth	15	21.13%			
	Matt Varitek	56	78.87%			
	Total	71				
Total						

		REP					
		Presidential Delegates and Alternates					
		to be Uncommitted	Ron Paul	Mitt Romney	Rick Santorum	Newt Gingrich	Total
Allen	0	0	0	4	0	0	4
Martin City	1	1	1	27	5	2	36
Tuthill	0	2	2	9	1	0	12
Vetel	1	0	2	2	0	0	5
Martin Rural #26	0	0	0	10	0	0	10
Martin Rural #27	1	1	1	8	2	0	12
Total	3	6	6	60	8	2	79

		DEM		
		United States Representative		
		Jeff Barth	Matt Varilek	Total
Allen	1	1	6	7
Martin City	5	5	24	29
Tuthill	1	1	4	5
Vetel	4	4	7	11
Martin Rural #26	2	2	9	11
Martin Rural #27	2	2	6	8
Total	15	15	58	71

STATE OF SOUTH DAKOTA)
)
COUNTY OF BON HOMME)

CERTIFICATE

We, John Pesek, Michael Soukup, Russell Jelsma, John Hauck, John Fathke the County Board of Canvassers in Bon Homme County for the Primary Election held on June 05, 2012, hereby certify that the foregoing is a true abstract of the votes cast in the jurisdiction of Bon Homme County, South Dakota, at the election as shown by the returns certified to the person in charge of the election.

John Pesek
John Fathke
Michael R Soukup
John L Hauck
Russell Jelsma

Sworn to before me this 7th day of June, 2012.

Tamara Brunken
Tamara Brunken, County Auditor
Bon Homme County, South Dakota

SEAL

	DEM
	United States
	Represent
Total	Total
	405

		REP												
		Presidential Delegates and Alternates					State Representative - 19							
	to be Uncommitted													
	Ron Paul													
	Mitt Romney													
	Rick Santorum													
	Newt Gingrich													
	Total													
	Kyle Schoenfish													
	Stace Nelson													
	J.E. "Jim" Putnam													
	Roger Hofer													
	Total													
1	4	14	64	21	9	112	117	34	55	10	216			
2	1	14	25	13	1	54	0	0	0	0	0			
3	8	9	41	5	4	67	48	40	43	6	137			
4	1	10	18	3	0	32	25	11	18	2	56			
5	6	13	47	9	2	77	0	0	0	0	0			
Total	20	60	196	51	16	342	190	85	116	18	409			

		DEM		
		United States Representative		
	Jeff Barth			
	Matt Varilek			
	Total			
1	10	50	60	
2	5	39	44	
3	7	121	128	
4	4	116	120	
5	9	44	53	
Total	35	370	405	

STATE OF SOUTH DAKOTA)
)
COUNTY OF BROOKINGS)

CERTIFICATE

We, Deanna Santema, Stephne Miller, Alan Gregg, Dennis Falken and Donald Larson the County Board of Canvassers in Brookings County for the Primary Election held on June 05, 2012, hereby certify that the foregoing is a true abstract of the votes cast in the jurisdiction of Brookings County, South Dakota, at the election as shown by the returns certified to the person in charge of the election.

Deanna Santema

Stephne Miller

Alan Gregg

Dennis Falken

Donald Larson

Sworn to before me this 7th day of June, 2012.

Vicki Buseeth

Vicki Buseeth, County Auditor
Brookings County, South Dakota

SEAL



June 06, 2012

Primary Election - June 05, 2012
Brookings County

		REP					DEM																			
Presidential Delegates and Alternates	to be Uncommitted	51	6.29%																							
	Ron Paul	136	16.77%																							
	Mitt Romney	478	58.94%																							
	Rick Santorum	108	13.32%																							
	Newt Gingrich	38	4.69%																							
	<i>Total</i>	811																								
	State Senator - 04	Tim Begalka	304	77.35%																						
		Val Rausch	89	22.65%																						
		<i>Total</i>	393																							
	Precinct Committeeman - Precinct 5-Bethel Baptist Church	Patrick D. Powers	48	60.76%																						
Leon Pesall		31	39.24%																							
<i>Total</i>		79																								
United States Representative	Jeff Barth	201	25.70%																							
	Total	51	6.29%	136	16.77%	478	58.94%	108	13.32%	38	4.69%	811		304	77.35%	89	22.65%	393		48	60.76%	31	39.24%	79		201

		DEM	
		United States Representative	
	Matt Variek	Total	
Total	581 74.30%		782

RBP												
	Presidential Delegates and Alternates					State Senator - 04			Precinct Committeeman - Precinct 5-Bethel Baptist Church			
	to be Uncommitted	Ron Paul	Mitt Romney	Rick Santorum	Newt Gingrich	Total	Tim Begaika	Val Rausch	Total	Patrick D. Powers	Leon Pesall	Total
1-Tompkins Alumni Center	2	4	11	1	1	19	0	0	0	0	0	0
2-First Lutheran Church	2	10	11	3	0	26	0	0	0	0	0	0
3-City Hall	4	9	25	4	4	46	0	0	0	0	0	0
4-Ascension Lutheran Church	6	13	71	16	5	111	0	0	0	0	0	0
5-Bethel Baptist Church	3	12	61	14	8	98	0	0	0	48	31	79
6-United Church of Christ	4	9	63	3	1	80	0	0	0	0	0	0
8-Medary Township	4	7	16	6	0	33	0	0	0	0	0	0
9-White Area	2	10	42	11	4	69	68	8	76	0	0	0
10-Bruce Area	3	14	28	10	4	59	52	12	64	0	0	0
11-Aurora Area	3	8	27	8	3	49	43	8	51	0	0	0
12-Sinai Area	2	6	19	4	1	32	21	10	31	0	0	0
13-Brookings Township	1	2	13	2	0	18	0	0	0	0	0	0
14-Volga Area	12	22	67	18	6	125	84	42	126	0	0	0
15-Lakeston & Winsor Twps.	0	4	3	2	0	9	6	1	7	0	0	0
16-Ekton Area	3	6	21	6	1	37	30	8	38	0	0	0
Total	51	136	478	108	38	811	304	89	393	48	31	79

	DBM		
	United States Representative		
	Jeff Barth	Matt Varilek	Total
1-Tompkins Alumni Center	1	21	22
2-First Lutheran Church	18	43	61
3-City Hall	23	38	61
4-Ascension Lutheran Church	38	104	142
5-Bethel Baptist Church	27	116	143
6-United Church of Christ	17	67	84
8-Medary Township	7	20	27
9-White Area	16	29	45
10-Bruce Area	6	25	31
11-Aurora Area	17	14	31
12-Sinai Area	3	8	11
13-Brookings Township	4	15	19
14-Volga Area	14	50	64
15-Laketon & Winsor Twps.	4	10	14
16-Ekton Area	6	21	27
Total	201	581	782


STATE OF SOUTH DAKOTA)
)
COUNTY OF BROWN)

CERTIFICATE

We, Tom Fischbach, Burt Elliott, Mike Wiese the County Board of Canvassers in Brown County for the Primary Election held on June 05, 2012, hereby certify that the foregoing is a true abstract of the votes cast in the jurisdiction of Brown County, South Dakota, at the election as shown by the returns certified to the person in charge of the election.

Tom Fischbach
Burt Elliott
Mike Wiese

Sworn to before me this 7 day of June, 2012



SEAL

Maxine Fischer
Maxine Fischer, County Auditor
Brown County, South Dakota

		NON			
		Alderman - Aberdeen, Ward NE ✓		Question : Sale of Surplus City Park Land - Aberdeen	
	Mark Remily			Yes	No
		Total			Total
Total	409 50.12%	816	1,591 61.45%	998 38.55%	2,589

Question : Sale of Surplus City Park Land - Aberdeen			
	Yes	No	Total
Washington St. Gym #1	209	107	316
Washington St. Gym #2	147	97	244
Primrose Gym #3	202	101	303
Courthouse Community Rm #4	83	71	154
Alexander Mitchell Library	62	48	110
Senior Citizens Ctr	238	192	430
Super City Plaza #7	310	123	433
Courthouse Community Rm #8	70	61	131
Hub Area Vocational Ctr	141	84	225
School/Blind & Visually Imp #10	49	45	94
Super City Plaza #11	80	69	149
Total	1,591	998	2,589

	Presidential Delegates and Alternates					State Senator - 02			County Coroner - Brown			Preinct Committee	
	to be Uncommitted	Ron Paul	Mitt Romney	Rick Santorum	Newt Gingrich	Total	Art Frysliie	Norbert Barrie	Total	Michael Carlsen	Brandon Leslie	Total	Dan Kaiser
Washington St. Gym #1	7	21	97	10	5	140	0	0	0	92	47	139	0
Washington St. Gym #2	8	20	66	7	2	103	0	0	0	57	41	98	0
Primrose Gym #3	4	24	86	9	4	127	0	0	0	89	43	132	92
Courthouse Community Rm #4	1	10	38	6	4	59	0	0	0	31	30	61	0
Alexander Mitchell Library	2	13	26	13	0	54	0	0	0	29	25	54	0
Senior Citizens Ctr	11	28	155	15	4	213	0	0	0	118	106	224	0
Super City Plaza #7	3	36	146	34	8	227	0	0	0	138	85	223	0
Courthouse Community Rm #8	5	6	21	5	3	40	11	25	36	29	15	44	0
Hub Area Vocational Ctr	3	20	88	19	3	133	0	0	0	52	79	131	0
School/Blind & Visually Imp #10	2	5	21	2	0	30	0	0	0	19	12	31	0
Super City Plaza #11	4	7	40	2	3	56	0	0	0	39	26	65	0
Northern Electric Coop	3	9	30	5	2	49	0	0	0	36	14	50	0
Columbia American Legion	1	7	23	3	3	37	11	20	31	22	14	36	0
Westport Town Hall	0	4	10	3	1	18	0	0	0	11	6	17	0
Primrose Gym #15	5	7	57	9	3	81	0	0	0	56	25	81	0
School/Blind & Visually Imp #16	1	5	24	1	0	31	13	14	27	20	10	30	0
Warner Community Center	5	9	36	8	2	60	17	36	53	29	32	61	0
Stratford Community Center	2	6	12	3	1	24	7	12	19	9	11	20	0
Groton Community Center	3	5	65	10	2	85	16	64	80	49	32	81	0
Claremont Fire Station	0	1	8	0	0	9	1	9	10	7	3	10	0
Hecla Community Center	1	3	13	2	2	21	0	0	0	5	12	17	0
Frederick Community Center	4	7	18	2	1	32	0	0	0	29	6	35	0
Total	75	253	1,080	168	53	1,629	76	180	256	966	674	1,640	92

REP

	REP	
	Precinct Committeeman - Precinct Database	
	Justin D. Shultis	Total
Washington St. Gym #1	0	0
Washington St. Gym #2	0	0
Primrose Gym #3	25	117
Courthouse Community Rm #4	0	0
Alexander Mitchell Library	0	0
Senior Citizens Ctr	0	0
Super City Plaza #7	0	0
Courthouse Community Rm #8	0	0
Hub Area Vocational Ctr	0	0
School/Blind & Visually Imp #10	0	0
Super City Plaza #11	0	0
Northern Electric Coop	0	0
Columbia American Legion	0	0
Westport Town Hall	0	0
Primrose Gym #15	0	0
School/Blind & Visually Imp #16	0	0
Warner Community Center	0	0
Stratford Community Center	0	0
Groton Community Center	0	0
Claremont Fire Station	0	0
Hecla Community Center	0	0
Frederick Community Center	0	0
Total	25	117

		DEM			
	United States Representative	States Attorney - Brown			
	Jeff Barth		Lori S. Ehlers		
Washington St. Gym #1	43	116	50	114	164
Washington St. Gym #2	31	99	48	90	138
Pimrose Gym #3	34	116	57	107	164
Courthouse Community Rm #4	30	59	34	53	87
Alexander Mitchell Library	15	34	13	38	51
Senior Citizens Ctr	50	131	97	94	191
Super City Plaza #7	45	136	65	122	187
Courthouse Community Rm #8	22	59	35	48	83
Hub Area Vocational Ctr	32	46	28	60	88
School/Blind & Visually Imp #10	8	45	14	43	57
Super City Plaza #11	19	56	28	50	78
Northern Electric Coop	8	27	19	15	34
Columbia American Legion	14	34	16	32	48
Westport Town Hall	12	27	13	25	38
Pimrose Gym #15	15	48	23	41	64
School/Blind & Visually Imp #16	3	28	15	18	33
Warner Community Center	22	59	20	65	85
Stratford Community Center	11	29	9	33	42
Groton Community Center	28	82	62	47	109
Claremont Fire Station	2	16	10	8	18
Hecla Community Center	15	37	22	32	54
Frederick Community Center	16	40	21	33	54
Total	475	1,324	699	1,168	1,867

		NON			Alderman - Aberdeen, Ward NE		
		School Board Member - 06-2					
		Dan Nickelson			James H. Kraft		
		Eric Sumption			Mark Remily		
		Richard Schlosser			<i>Total</i>		
		<i>Total</i>					
Washington St. Gym #2	0	0	0	0	116	126	242
Courthouse Community Rm #4	0	0	0	0	78	74	152
Super City Plaza #7	0	0	0	0	213	209	422
Westport Town Hall	17	37	32	86	0	0	0
Pinrose Gym #15	1	1	1	3	0	0	0
Frederick Community Center	42	60	73	175	0	0	0
Total	60	98	106	264	407	409	816

OFFICIAL RETURNS CANVAISS SHEET
 JUNE 5, 2012
 COMBINED PRIMARY ELECTION
 BROWN COUNTY

OFFICE OR QUESTION	REPUBLICAN PRESIDENTIAL DELEGATES AND ALTERNATES					DEMOCRATIC UNITED STATES REPRESENTATIVE		REPUBLICAN DISTRICT 2 STATE SENATOR		REPUBLICAN COUNTY CORONER		DEMOCRATIC STATES ATTORNEY		REPUBLICAN PRECINCT COMMITTEEMAN		FREDERICK SCHOOL BOARD			City of Aberdeen		SALE OF SURPLUS CITY PARK LAND ABERDEEN	
	UNCOMMITTED	RON PAUL	MITT ROMNEY	RICH SANTORUM	NEWT GINGRICH	JEFF BARTH	MATT VARILEK	ART FRYSLIE	NORBERT BARRIE	MICHAEL CARLSEN	BRANDON LESLIE	LORI S. EHLERS	KELLY MARNETTE	03 DAN KAISER	03 JUSTIN D. SHULTIS	DAN NICKELSON	ERIC SUMPTION	RICHARD SCHLOSSER	NE JAMES H. KRAFT	NE MARK REMILY	YES	NO
TOTAL	75	253	1080	168	53	475	1324	76	180	966	674	699	1168	92	25	60	98	106	407	409	1591	998
PRECINCTS																						
001	7	21	97	10	5	43	116	0	0	92	47	50	114	0	0	0	0	0	0	0	209	107
002	8	20	66	7	2	31	99	0	0	57	41	48	90	0	0	0	0	0	116	126	147	97
003	4	24	86	9	4	34	116	0	0	89	43	57	107	92	25	0	0	0	0	0	202	101
004	1	10	38	6	4	30	59	0	0	31	30	34	53	0	0	0	0	78	74	83	71	
005	2	13	26	13	0	15	34	0	0	29	25	13	38	0	0	0	0	0	0	0	62	48
006	11	28	155	15	4	50	131	0	0	118	106	97	94	0	0	0	0	0	0	0	238	192
007	3	36	146	34	8	45	136	0	0	138	85	65	122	0	0	0	0	0	213	209	310	123
008	5	6	21	5	3	22	59	11	25	29	15	35	48	0	0	0	0	0	0	0	70	61
009	3	20	88	19	3	32	46	0	0	52	79	28	60	0	0	0	0	0	0	0	141	84
010	2	5	21	2	0	8	45	0	0	19	12	14	43	0	0	0	0	0	0	0	49	45
011	4	7	40	2	3	19	56	0	0	39	26	28	50	0	0	0	0	0	0	0	80	69
012	3	9	30	5	2	8	27	0	0	36	14	19	15	0	0	0	0	0	0	0	0	0
013	1	7	23	3	3	14	34	11	20	22	14	16	32	0	0	0	0	0	0	0	0	0
014	0	4	10	3	1	12	27	0	0	11	6	13	25	0	0	17	37	32	0	0	0	0
015	5	7	57	9	3	15	48	0	0	56	25	23	41	0	0	1	1	1	0	0	0	0
016	1	5	24	1	0	3	28	13	14	20	10	15	18	0	0	0	0	0	0	0	0	0
017	5	9	36	8	2	22	59	17	36	29	32	20	65	0	0	0	0	0	0	0	0	0
018	2	6	12	3	1	11	29	7	12	9	11	9	33	0	0	0	0	0	0	0	0	0
019	3	5	65	10	2	28	82	16	64	49	32	62	47	0	0	0	0	0	0	0	0	0
020	0	1	8	0	0	2	16	1	9	7	3	10	8	0	0	0	0	0	0	0	0	0
021	1	3	13	2	2	15	37	0	0	12	12	22	32	0	0	0	0	0	0	0	0	0
022	4	7	18	2	1	16	40	0	0	29	6	21	33	0	0	42	60	73	0	0	0	0
TOTAL	75	253	1080	168	53	475	1324	76	180	966	674	699	1168	92	25	60	98	106	407	409	1591	998

STATE OF SOUTH DAKOTA }
) SS
 COUNTY OF BROWN }

We,
Lance Roll Clint Rux *Burt Elliott*
Tom Fisk *Mike Giese*
Mike Loser *David Bangors* *Laure Swanson*
Burt Schlusser *Eric Spon* *Deanna Johnson*
Bert Mitchell
 appointed as the Board of
 Canvassers because of our positions on the governing board in the jurisdiction of Brown
 County for the Primary Election held on the 8th day of June, 2010, hereby certify that the
 foregoing is a true abstract of the votes cast in the jurisdiction of Brown County at the
 Primary Election held on the 5th day of June, 2012.
Clint Rux *Burt Elliott*
Tom Fisk *Mike Giese*
Mike Loser *David Bangors* *Laure Swanson*
Burt Schlusser *Eric Spon* *Deanna Johnson*
Bert Mitchell
 Sworn to before me this 7th day of June, 2012.
Malcolm Tucker County Auditor

STATE OF SOUTH DAKOTA

COUNTY OF BRULE

}

CERTIFICATE

We, Brad Carson, Rich Rasmussen, Donald Reinesch, Gary Dozark, James Nesladek the County Board of Canvassers in Brule County for the Primary Election held on June 05, 2012, hereby certify that the foregoing is a true abstract of the votes cast in the jurisdiction of Brule County, South Dakota, at the election as shown by the returns certified to the person in charge of the election.

Brad Carson

James Nesladek

Rich Rasmussen

Gary Dozark

Donald Reinesch

Sworn to before me this 6 day of June, 2012.

Pamela Petrak

Pamela Petrak, County Auditor
Brule County, South Dakota

SEAL

June 05, 2012

Primary Election - June 05, 2012
Brule County

	REP						DEM		
	Presidential Delegates and Alternates						United States Representative		
	to be Uncommitted	Ron Paul	Mitt Romney	Rick Santorum	Newt Gingrich	Total	Jeff Barth	Matt Varilek	Total
Total	3 2.48%	18 14.88%	83 68.60%	11 9.09%	6 4.96%	121	51 25.37%	150 74.63%	201

REP						
Presidential Delegates and Alternates						
	to be Uncommitted	Ron Paul	Mitt Romney	Rick Santorum	Newt Gingrich	Total
#1 Chamberlain	0	7	50	3	2	62
#2 Kimball	1	3	13	3	2	22
#3 Pukwana	0	5	9	3	2	19
#4 Academy	0	0	7	1	0	8
#5 Ola	2	3	4	1	0	10
Total	3	18	83	11	6	121

DEM			
United States Representative			
	Jeff Barth	Matt Varilek	Total
#1 Chamberlain	17	57	74
#2 Kimball	24	50	74
#3 Pukwana	5	28	33
#4 Academy	1	4	5
#5 Ola	4	11	15
Total	51	150	201

STATE OF SOUTH DAKOTA)
)
COUNTY OF BUFFALO)

CERTIFICATE

We, Ronald W. Petersen, Lloyd Lutter, Donita Loudner the County Board of Canvassers in Buffalo County for the Primary Election held on June 05, 2012, hereby certify that the foregoing is a true abstract of the votes cast in the jurisdiction of Buffalo County, South Dakota, at the election as shown by the returns certified to the person in charge of the election.

Ronald W. Petersen

Donita Loudner

Lloyd Lutter

Sworn to before me this 2th day of June, 2012.

Elaine Wulff

Elaine Wulff, County Auditor
Buffalo County, South Dakota

SEAL

		REP					
		Presidential Delegates and Alternates					
	to be Uncommitted						
	Ron Paul						
	Mitt Romney						
	Rick Santorum						
	Newt Gingrich						
	Total						
Evira		0	12	11	4	0	27
Pershing		0	1	2	1	0	4
Victory		0	0	5	1	0	6
Total		0	13	18	6	0	37

		DEM		
		United States Representative		
	Jeff Barth			
	Matt Varilek			
	Total			
Evira		2	14	16
Pershing		3	17	20
Victory		11	16	27
Total		16	47	63

STATE OF SOUTH DAKOTA)
)
COUNTY OF BUTTE)

CERTIFICATE

We, Stanley J. Harms, Ken Hansen, Kim W. Kling, Ken Fernen, Steve Smeenk the County Board of Canvassers in Butte County for the Primary Election held on June 05, 2012, hereby certify that the foregoing is a true abstract of the votes cast in the jurisdiction of Butte County, South Dakota, at the election as shown by the returns certified to the person in charge of the election.

Stanley J. Harms

Ken Hansen

Ken Fernen

Steve Smeenk

Sworn to before me this 8th day of June, 2012.

Elaine Jensen - Auditor

Elaine Jensen, County Auditor
Butte County, South Dakota

SEAL



June 08, 2012

Primary Election - June 05, 2012
Butte County

		REP	
Presidential Delegates and Alternates		State Representative - 29	
	to be Uncommitted		
	Ron Paul		
	Mitt Romney		
	Rick Santorum		
	Newt Gingrich		
	Total		
	Gary L. Cammack		
	Dean Wink		
	David J Eatherton		
	Total		
	Calvin Geis		
	Ken Hansen		
	Thomas J. Brunner		
Total			

	REP		DEM		NON								
County Commission District 4	County Commissioner - District 4		United States Representative		School Board Member - 09-2								
Total	247	143 57.20%	107 42.80%	250	88 31.10%	195 68.90%	283	155 18.63%	220 26.44%	148 17.79%	161 19.35%	30 3.61%	118 14.18%
	Total	James B. Ager	Stan Harms	Total	Jeff Barth	Matt Varilek	Total	Connie Humble	Julie VanDerBoom	Donald Alexander	Jennifer Srstka	Teann Rogers	Kathleen M. Steele

	NON	Question 01: Should the Butte County Ambulance District be created? - Butte		
	School Board Member	Yes	No	Total
Total	832	666 43.19%	876 56.81%	1,542

Question 01: Should the Butte County Ambulance District be			
	Yes	No	Total
Ward 1 Precinct 21	39	24	63
Ward 1 Precinct 22	21	34	55
Ward 2 Precinct 23	42	32	74
Ward 2 Precinct 24	80	51	131
Ward 3 Precinct 25	41	35	76
Ward 3 Precinct 26	43	39	82
Ward 4 Precinct 27	75	50	125
Ward 4 Precinct 28	110	42	152
Castle Rock Precinct 06	3	20	23
Union Precinct 08	22	201	223
Romans Precinct 11	10	9	19
Orman Precinct 12	4	23	27
Minnesela Precinct 16	88	91	179
Fruitdale Precinct 17	64	42	106
Nisland Precinct 18	8	51	59
Newell City Precinct 20	16	132	148
Total	666	876	1,542

	REP						REP			REP			
	Presidential Delegates and Alternates						State Representative - 29			County Commissioner - District 2			
	to be Uncommitted	Ron Paul	Mitt Romney	Rick Santorum	Newt Gingrich	Total	Gary L. Cammack	Dean Wink	David J Eatherton	Total	Calvin Geis	Ken Hansen	Thomas J. Brunner
Ward 1 Precinct 21	3	6	21	1	2	33	0	0	0	0	0	0	0
Ward 1 Precinct 22	2	13	19	1	1	36	0	0	0	0	0	0	0
Ward 2 Precinct 23	2	5	37	6	4	54	0	0	0	0	0	0	0
Ward 2 Precinct 24	4	13	65	13	0	95	0	0	0	0	0	0	0
Ward 3 Precinct 25	6	6	42	4	1	59	0	0	0	0	0	0	0
Ward 3 Precinct 26	2	4	39	3	4	52	0	0	0	0	0	0	0
Ward 4 Precinct 27	2	12	55	10	3	82	0	0	0	0	0	0	0
Ward 4 Precinct 28	7	14	77	13	4	115	0	0	0	0	74	14	30
Castle Rock Precinct 06	0	7	6	5	1	19	0	0	0	0	0	0	0
Union Precinct 08	10	50	84	16	2	162	120	55	57	232	0	0	0
Romans Precinct 11	0	3	14	0	0	18	0	0	0	0	0	0	0
Orran Precinct 12	0	5	7	4	0	16	15	7	3	25	0	0	0
Minnesota Precinct 16	4	25	91	12	4	136	0	0	0	0	0	0	0
Fruitdale Precinct 17	1	20	53	5	6	85	0	0	0	0	40	29	19
Nsland Precinct 18	2	11	17	3	1	34	27	13	13	53	8	13	20
Newell City Precinct 20	5	13	48	10	3	79	54	22	52	128	0	0	0
Total	50	207	675	105	37	1,075	216	97	125	436	122	56	69

	REP			
	County Commission 1	County Commissioner - District 4		
		James B. Ager	Stan Harms	Total
Ward 1 Precinct 21	0	0	0	0
Ward 1 Precinct 22	0	0	0	0
Ward 2 Precinct 23	0	0	0	0
Ward 2 Precinct 24	0	62	41	103
Ward 3 Precinct 25	0	0	0	0
Ward 3 Precinct 26	0	36	19	55
Ward 4 Precinct 27	0	45	47	92
Ward 4 Precinct 28	118	0	0	0
Castle Rock Precinct 06	0	0	0	0
Union Precinct 08	0	0	0	0
Romans Precinct 11	0	0	0	0
Orman Precinct 12	0	0	0	0
Minnesota Precinct 16	0	0	0	0
Fruitdale Precinct 17	88	0	0	0
Nisland Precinct 18	41	0	0	0
Newell City Precinct 20	0	0	0	0
Total	247	143	107	250

		DEM	
		United States Representative	
		Jeff Barth	
		Matt Variek	
		<i>Total</i>	
Ward 1 Precinct 21	8	15	23
Ward 1 Precinct 22	7	8	15
Ward 2 Precinct 23	6	6	12
Ward 2 Precinct 24	5	13	18
Ward 3 Precinct 25	4	11	15
Ward 3 Precinct 26	5	15	20
Ward 4 Precinct 27	5	18	23
Ward 4 Precinct 28	6	18	24
Castle Rock Precinct 06	0	1	1
Union Precinct 08	13	27	40
Romans Precinct 11	0	1	1
Orran Precinct 12	2	7	9
Minnesota Precinct 16	9	21	30
Fruitdale Precinct 17	3	7	10
Nisland Precinct 18	5	8	13
Newell City Precinct 20	10	19	29
Total	88	195	283

		NON						
		School Board Member - 09-2						
		Connie Humble	Julie VanDerBoom	Donald Alexander	Jennifer Srstka	Teann Rogers	Kathleen M. Steele	<i>Total</i>
Castle Rock Precinct 06	7	18	5	4	0	9	43	
Union Precinct 08	80	91	81	73	15	53	393	
Orran Precinct 12	9	8	6	10	3	8	44	
Nisland Precinct 18	18	27	10	13	2	9	79	
Newell City Precinct 20	41	76	46	61	10	39	273	
Total	155	220	148	161	30	118	832	

STATE OF SOUTH DAKOTA)
)
COUNTY OF CAMPBELL)

CERTIFICATE

We, LeRoy Sandmeier, Alvin Fjeldheim, Morrell Fuehrer, Richard Quaschnick, Aldine Mittelider the County Board of Canvassers in Campbell County for the Primary Election held on June 05, 2012, hereby certify that the foregoing is a true abstract of the votes cast in the jurisdiction of Campbell County, South Dakota, at the election as shown by the returns certified to the person in charge of the election.

LeRoy Sandmeier


Alvin Fjeldheim

Morrell Fuehrer

Aldine Mittelider

Richard Quaschnick

Sworn to before me this 7 day of June, 2012.



Lisa Schaeffbauer

Lisa Schaeffbauer, County Auditor
Campbell County, South Dakota

June 05, 2012

Primary Election - June 05, 2012
Campbell County

		REP					DEM					
	Presidential Delegates and Alternates						County Commissioner - District 4			United States Representative		
	to be Uncommitted	10	23	102	35	6				3	22	25
	Ron Paul											
	Mitt Romney											
	Rick Santorum											
	Newt Gingrich											
	Total					176						
	LeRoy Sandmeier						41					
	Scott Rau							69				
	Total						110					
	Jeff Barth											
	Matt Varilek											
	Total											
Total		10	23	102	35	6	41	69	110	3	22	25
		5.68%	13.07%	57.95%	19.89%	3.41%	37.27%	62.73%	12.00%	88.00%		

		REP				County Commissioner - District 4	
		Presidential Delegates and Alternates					
#1	to be Uncommitted						
#2	Ron Paul	0	2	28	5	1	0
#3	Mitt Romney	3	6	23	3	1	0
#4	Rick Santorum	1	1	10	2	0	0
#5	Newt Gingrich	5	11	37	20	4	69
	Total	1	3	4	5	0	0
Total		10	23	102	35	6	110

		DEM	
		United States Representative	
#1	Jeff Barth	0	9
#2	Matt Varilek	2	1
#3		1	3
#4		0	6
#5		0	3
Total		3	22

STATE OF SOUTH DAKOTA)
)
COUNTY OF CHARLES MIX)

CERTIFICATE

We, Keith Mushitz, Neil VonEschen, Jack Soulek the County Board of Canvassers in Charles Mix County for the Primary Election held on June 05, 2012, hereby certify that the foregoing is a true abstract of the votes cast in the jurisdiction of Charles Mix County, South Dakota, at the election as shown by the returns certified to the person in charge of the election.

Keith Mushitz
Neil VonEschen
Jack A. Soulek

Sworn to before me this 8th day of June, 2012.

Sherri Fuchs

Sherri Fuchs, County Auditor
Charles Mix County, South Dakota

SEAL

13 / 1+ Main Report
 June 05, 2012

100%

Primary Election - June 05, 2012
 Charles Mix County

	REP						DEM					
	Presidential Delegates and Alternates					Total	County Treasurer - Charles Mix		United States Representative			
	to be Uncommitted	Ron Paul	Mitt Romney	Rick Santorum	Andrew Gingrich		Jessica Niemi	Karol Kniffler	Jeff Barth	Matt Varlet		
Total	27 4.07%	51 7.68%	471 70.93%	93 14.01%	22 3.31%	664	314 40.82%	458 59.38%	773	55 18.59%	418 61.41%	511

1 / 1+

STATE OF SOUTH DAKOTA)
)
COUNTY OF CLARK)

CERTIFICATE

We, Clara Luvaas, Eugene Furness, Richard Reints, Violet Wicks, Francis Hass the County Board of Canvassers in Clark County for the Primary Election held on June 05, 2012, hereby certify that the foregoing is a true abstract of the votes cast in the jurisdiction of Clark County, South Dakota, at the election as shown by the returns certified to the person in charge of the election.

Clara Luvaas
Francis Hass
Violet Wicks
Richard Reints
Eugene D. Furness

Sworn to before me this 7 day of June, 2012

Christine Tarbox
Christine Tarbox, County Auditor
Clark County, South Dakota

SEAL

REP									
Presidential Delegates and Alternates						State Senator - 02			
	to be Uncommitted	Ron Paul	Mitt Romney	Rick Santorum	Newt Gingrich	Total	Art Frysie	Norbert Barrie	Total
Blaine, Cottonwood, Sp Val, War	0	8	9	3	1	21	10	6	16
Ash, Woodland, Garfield, Elrod	1	2	8	4	0	15	14	2	16
Raymond Twp, Logan, Fordham, T	0	0	15	3	1	19	15	3	18
Thorp, Maydell, Eden, Town of G	1	6	9	0	0	16	14	2	16
M Peasant, Day, Darlington	0	1	1	3	0	5	2	3	5
Foxton, Merton, Town of	0	5	9	1	0	15	15	4	19
Lake, Washington, Collins	2	3	19	1	0	25	21	2	23
Town of Willow Lake	3	2	20	5	1	31	27	9	36
Town of Vienna, Peasant	0	1	18	2	1	22	35	4	39
Richland, Hague, Rosedale	2	0	5	1	0	8	11	0	11
City of Clark Ward I	0	5	18	0	3	26	26	4	32
City of Clark Ward II	2	3	26	2	5	38	30	10	40
City of Clark Ward III, Lincoln	3	3	19	3	2	30	27	11	38
Total	14	39	176	28	14	271	249	60	309

DEM			United States Representative		
	Jeff Barth	Matt Varilek	Total		
Blaine, Cottonwood, Sp Val, War	4	7	11		
Ash, Woodland, Garfield, Erod	2	15	17		
Raymond Twp, Logan, Fordham, T	5	17	22		
Thorpe, Maydell, Eden, Town of G	0	13	13		
M Peasant, Day, Darlington	0	7	7		
Foxton, Merton, Town of	0	4	4		
Lake, Washington, Collins	0	14	14		
Town of Willow Lake	3	8	11		
Town of Vienna, Peasant	3	9	12		
Richland, Hague, Rosedale	3	9	12		
City of Clark Ward I	4	15	19		
City of Clark Ward II	2	9	11		
City of Clark Ward III, Lincoln	4	25	29		
Total	30	152	182		

STATE OF SOUTH DAKOTA)
)
COUNTY OF CLAY)

CERTIFICATE

We, Leo F. Powell, Leslie K. Kephart, Jerry Wilson, Phyllis Packard and Raymond Passick the County Board of Canvassers in Clay County for the Primary Election held on June 05, 2012, hereby certify that the foregoing is a true abstract of the votes cast in the jurisdiction of Clay County, South Dakota, at the election as shown by the returns certified to the person in charge of the election.

Raymond Passick

Leslie K. Kephart

Leo F. Powell

Phyllis Packard

Jerry Wilson

Sworn to before me this 7 day of June, 2012.



Ruth A. Bremer

Ruth Bremer, County Auditor
Clay County, South Dakota

SEAL

June 06, 2012

Primary Election - June 05, 2012
Clay County

	REP		DEM		NON	
	Presidential Delegates and Alternates		United States Representative		School Board Member - 13-1	
	to be Uncommitted	32	8.89%			
	Ron Paul	50	13.89%			
	Mitt Romney	232	64.44%			
	Rick Santorum	35	9.72%			
	Newt Gingrich	11	3.06%			
	Total	360				
	Jeff Barth	169	25.64%			
	Matt Varilek	490	74.36%			
	Total	659				
	Mark Bottolfson	424	27.44%			
	Tim Schwasinger	603	39.03%			
	Dave Stammer	518	33.53%			
	Total	1,545				

NON		
Alderman - Vermillion, Ward C		
Kelsey Collier-Wise	90 53.25%	
Jenny French	79 46.75%	
Total	169	

		REP					
		Presidential Delegates and Alternates					
		to be Uncommitted	Ron Paul	Mitt Romney	Rick Santorum	Newt Gingrich	Total
Rural Ward 1 @ Experimental Far	1	3	10	7	1	22	
Rural Ward 2 @ Wakonda Senior C	2	5	13	3	0	23	
Rural Ward 3 @ Verm 4H Center	3	8	40	7	2	60	
Central 1	6	8	26	1	2	43	
Northeast 1	1	3	18	6	2	30	
Northeast 1	5	9	32	2	2	50	
Southeast 1	10	11	53	3	1	78	
Southeast 2	4	3	40	6	1	54	
Total	32	50	232	35	11	360	

		DEM		
		United States Representative		
		Jeff Barth	Matt Variiek	Total
Rural Ward 1 @ Experimental Far	2	19	21	21
Rural Ward 2 @ Wakonda Senior C	7	31	38	38
Rural Ward 3 @ Verm 4H Center	28	86	114	114
Central 1	36	80	116	116
Northeast 1	10	27	37	37
Northeast 1	31	83	114	114
Southeast 1	29	97	126	126
Southeast 2	26	67	93	93
Total	169	490	659	

		NON			Alderman - Vermillion, Ward C		
		School Board Member - 13-1					
	Mark Bottofson						
	Tim Schwasinger						
	Dave Stammer						
	Total						
	Kelsey Collier-Wise						
	Jenny French						
	Total						
Rural Ward 1 @ Experimental Far	5	3	2	10	0	0	0
Rural Ward 3 @ Vern 4H Center	77	100	83	260	0	0	0
Central 1	67	95	88	250	90	79	169
Northeast 1	28	37	47	112	0	0	0
Northwest 1	94	88	93	275	0	0	0
Southeast 1	86	173	126	385	0	0	0
Southeast 2	67	107	79	253	0	0	0
Total	424	603	518	1,545	90	79	169

STATE OF SOUTH DAKOTA)
)
COUNTY OF CODINGTON)

CERTIFICATE

We, George Heller, Lavern Marquardt, Myron Johnson, and Brenda Hanten the County Board of Canvassers in Codington County for the Primary Election held on June 05, 2012, hereby certify that the foregoing is a true abstract of the votes cast in the jurisdiction of Codington County, South Dakota, at the election as shown by the returns certified to the person in charge of the election.

George Heller

Lavern Marquardt

Myron Johnson

Brenda Hanten

Sworn to before me this 7 day of June, 2012.

Cindy Brugman

Cindy Brugman, County Auditor
Codington County, South Dakota

SEAL

Primary Election - June 05, 2012
 Codrington County

		REP	
		Presidential Delegates and Alternates	
	to be Uncommitted	25	3.57%
	Ron Paul	80	11.43%
	Mitt Romney	471	67.29%
	Rick Santorum	103	14.71%
	Newt Gingrich	21	3.00%
	Total	700	
		State Senator - 04	
	Tim Begalka	135	75.00%
	Val Rausch	45	25.00%
	Total	180	
		County Commissioner - District 2	
	Al Ohnstad	86	44.79%
	Tyler McElhany	106	55.21%
	Total	192	
		Precinct Committee	
	Charles A. Larkin	22	38.60%
Total			

	REP		DEM			
Precinct Committeeman - Precinct Ward E	Raymond Kranz	36 61.40%				
	<i>Total</i>	57				
United States Representative	Jeff Barth	170 23.61%				
	Matt Varilek	550 76.39%				
	<i>Total</i>	720				
County Commissioner - District 2	Harley Waterman	90 42.86%				
	Delbert Tschakert	120 57.14%				
	<i>Total</i>	210				
Total						

REP													
Presidential Delegates and Alternates					State Senator - 04		County Commissioner - District 2		Precinct Committee				
	to be Uncommitted	Ron Paul	Mitt Romney	Rick Santorum	Newt Gingrich	Total	Tim Begalka	Val Rausch	Total	Al Ohnstad	Tyler McElhany	Total	Charles A. Larkin
Ward A Precinct 1	7	5	53	10	4	79	0	0	0	0	0	0	0
Ward B Precinct 1	2	14	79	12	1	108	0	0	0	0	0	0	0
Ward C Precinct 1	0	3	11	1	1	16	0	0	0	0	0	0	0
Ward C Precinct 3	2	5	35	5	3	50	0	0	0	25	28	53	0
Ward D Precinct 1	1	8	42	12	4	67	0	0	0	0	0	0	0
Ward E Precinct 1	0	15	47	9	0	71	0	0	0	0	0	0	0
Ward E Precinct 3	2	2	49	3	2	58	0	0	0	0	0	0	22
Dexter	0	0	1	1	0	2	2	0	2	0	0	0	0
Eden, Phipps, Wallace	0	2	8	6	0	16	12	5	17	10	8	18	0
Elmira	1	0	7	1	0	9	0	0	0	0	0	0	0
Fuller - Florence	0	2	18	5	3	28	18	9	27	18	10	28	0
Germanstown	0	1	4	1	0	6	6	1	7	0	0	0	0
Graceland, Henry, Henry	3	2	22	6	1	34	25	9	34	13	23	36	0
Karpeska Township	1	6	12	4	0	23	21	5	26	14	12	26	0
Kranzburg Twp. & Village	1	2	13	5	0	21	19	4	23	0	0	0	0
Lake Township	0	5	12	5	0	22	0	0	0	0	0	0	0
Leola - South Shore	2	4	12	4	0	22	13	8	21	0	0	0	0
Pelican	1	2	21	6	0	30	0	0	0	6	25	31	0
Rauville	1	0	10	2	1	14	13	3	16	0	0	0	0
Sheridan	1	1	10	5	0	17	0	0	0	0	0	0	0
Waverly	0	1	5	0	1	7	6	1	7	0	0	0	0
Total	29	80	471	103	21	700	135	45	180	86	106	192	22

	REP	
	Precinct Committeeman - Precinct Ward E	
Raymond Kranz		
	<i>Total</i>	
Ward A Precinct 1	0	0
Ward B Precinct 1	0	0
Ward C Precinct 1	0	0
Ward C Precinct 3	0	0
Ward D Precinct 1	0	0
Ward E Precinct 1	0	0
Ward E Precinct 3	35	57
Dexter	0	0
Eden, Phipps, Wallace	0	0
Eintra	0	0
Fuller - Florence	0	0
Gerantown	0	0
Graceland, Henry, Henry	0	0
Karpeska Township	0	0
Kranzburg Twp. & Village	0	0
Lake Township	0	0
Leola - South Shore	0	0
Pelican	0	0
Pauville	0	0
Sheridan	0	0
Maverly	0	0
Total	35	57

		DEM		County Commissioner - District 2			
		United States Representative					
		Jeff Barth	Matt Varilek	Total	Harley Waterman	Delbert Tschakert	Total
Ward A Precinct 1	12	71	83	0	0	0	0
Ward B Precinct 1	16	66	82	0	0	0	0
Ward C Precinct 1	7	24	31	0	0	0	0
Ward C Precinct 3	15	40	55	31	27	58	0
Ward D Precinct 1	22	68	90	0	0	0	0
Ward E Precinct 1	18	46	64	0	0	0	0
Ward E Precinct 3	8	31	39	0	0	0	0
Dexter	2	17	19	0	0	0	0
Eden, Phipps, Wallace	5	13	18	5	14	19	0
Elmira	5	11	16	0	0	0	0
Fulmer - Florence	14	43	57	19	52	71	0
Germanstown	8	6	14	0	0	0	0
Graceland, Henry, Henry	7	20	27	15	10	25	0
Karpeska Township	4	11	15	8	9	17	0
Kranzburg Twp. & Village	6	14	20	0	0	0	0
Lake Township	2	12	14	0	0	0	0
Leola - South Shore	2	16	18	0	0	0	0
Pelican	4	20	24	12	8	20	0
Rauville	3	3	6	0	0	0	0
Sheridan	6	11	17	0	0	0	0
Waverly	4	7	11	0	0	0	0
Total	170	550	720	90	120	210	

STATE OF SOUTH DAKOTA)
)
COUNTY OF CORSON)

CERTIFICATE

We, Stephen Keller, Darren Bauer, Mike Mickelson, Shawn Hinsz, Donald V Pазie the County Board of Canvassers in Corson County for the Primary Election held on June 05, 2012, hereby certify that the foregoing is a true abstract of the votes cast in the jurisdiction of Corson County, South Dakota, at the election as shown by the returns certified to the person in charge of the election.

Stephen Keller
Donald V Pазie
Shawn Hinsz
Darren Bauer
Mike Mickelson

Sworn to before me this 7th day of June, 2012.

Dorothy Schuh
Dorothy Schuh, County Auditor
Corson County, South Dakota

SEAL

June 08, 2012

Primary Election - June 05, 2012
Corson County

		REP					DEM			
		Presidential Delegates and Alternates					United States Representative			
	to be Uncommitted	8	18	52	15	6				
	Ron Paul	18								
	Mitt Romney	52								
	Rick Santorum	15								
	Newt Gingrich	6								
	Total	99								
	Jeff Barth	60								
	Matt Varilek	73								
	Total	133								
Total		8	18	52	15	6	60	73		133
		8.08%	18.18%	52.53%	15.15%	6.06%	45.11%	54.89%		


REP						
Presidential Delegates and Alternates						
	to be Uncommitted	Ron Paul	Mitt Romney	Rick Santorum	Newt Gingrich	Total
Bullhead Precinct	1	0	3	0	0	4
West Rural McLaughlin Precinct	1	0	2	0	0	3
Grand Valley Precinct	0	8	3	4	1	16
Kennel Precinct	0	0	0	1	0	1
Stone Church Precinct	0	1	7	0	2	10
Lincoln Precinct	0	2	8	3	2	15
Little Eagle Precinct	0	0	1	0	0	1
McLaughlin Precinct	0	4	7	0	0	11
McIntosh Precinct	3	1	12	7	1	24
Mission/Wakpala Precinct	0	0	3	0	0	3
Morrison Precinct	3	2	4	0	0	9
Ridgeland Precinct	0	0	2	0	0	2
Total	8	18	52	15	6	99


	DEM		
	United States Representative		
	Jeff Barth	Matt Varilek	Total
Bullhead Precinct	7	11	18
West Rural McLaughlin Precinct	4	4	8
Grand Valley Precinct	0	1	1
Kanel Precinct	9	8	17
Stone Church Precinct	1	2	3
Lincoln Precinct	4	4	8
Little Eagle Precinct	19	6	25
McLaughlin Precinct	3	6	9
Mcintosh Precinct	2	12	14
Mission/Wakpaala Precinct	4	7	11
Morristown Precinct	4	9	13
Ridge/land Precinct	3	3	6
Total	60	73	133

STATE OF SOUTH DAKOTA)
)
COUNTY OF CUSTER)


CERTIFICATE

We, Travis Bies, David Hazeltine, Phil Lampert, Mark Hartman and Jim Lintz the County Board of Canvassers in Custer County for the Primary Election held on June 05, 2012, hereby certify that the foregoing is a true abstract of the votes cast in the jurisdiction of Custer County, South Dakota, at the election as shown by the returns certified to the person in charge of the election.










Sworn to before me this 7th day of June, 2012



Linda Nelson, County Auditor
Custer County, South Dakota



		REP	
		Presidential Delegates and Alternates	
		State Senator - 30	
		State Representative - 30	
	to be Uncommitted	56 4.90%	
	Ron Paul	157 13.74%	
	Mitt Romney	773 67.63%	
	Rick Santorum	97 8.49%	
	New t Gingrich	60 5.25%	
	Total	1,143	
	George W. Ferebee	496 44.01%	
	Bruce Rampelberg	631 55.99%	
	Total	1,127	
	Mike Verchio	496 23.37%	
	Travis L. Bies	353 16.64%	
	Tim Behlings	650 30.63%	
	Florence K. Thompson	191 9.00%	
Total			

	NON
	School Board Member
	Total
Total	2,320

	Presidential Delegates and Alternates					State Senator - 30			State Representative - 30				
	to be Uncommitted	Ron Paul	Mitt Romney	Rick Santorum	Newt Gingrich	Total	George W. Ferebee	Bruce Rampelberg	Total	Mike Verchio	Travis L. Bies	Tim Behlings	Florence K. Thompson
Hermosa 1	9	43	130	22	7	211	67	139	206	97	63	72	42
Fairburn 2	0	12	34	3	3	52	27	22	49	10	21	18	14
Buffalo Gap 3	3	8	34	4	5	54	30	23	53	27	13	19	9
Pringle 4	4	6	54	8	2	74	40	30	70	32	24	44	9
Sentinel Hill 5	2	21	116	11	12	162	60	100	160	76	47	92	39
Custer 6	6	10	65	7	3	91	48	52	100	36	36	81	11
Custer 7	2	5	31	2	3	43	21	26	47	17	9	32	5
Custer 8	14	11	81	7	5	118	48	71	119	58	28	94	13
Bear Rock 9	16	29	202	29	19	295	137	146	283	115	100	190	44
Elk Mountain 10	0	12	26	4	1	43	18	22	40	28	12	8	5
Total	56	157	773	97	60	1,143	496	631	1,127	496	353	650	191

	DEM		
	United States Representative	Jeff Barth	Matt Varilek
Hermosa 1		12	34
Fairburn 2		6	6
Buffalo Gap 3		8	14
Pringle 4		7	19
Sentinel Hill 5		12	26
Custer 6		11	32
Custer 7		3	12
Custer 8		12	31
Bear Rock 9		13	56
Elk Mountain 10		5	1
Total		89	231

		REP				
	State Representative -	County Commissioner At Large - Custer				
	30					
	Lance Russell					
	Total					
	Milan Seefeldt					
	Mark Hartman					
	David N. Hazeltine					
	Total					
Hermosa 1	87	361	34	105	111	250
Fairburn 2	24	87	12	33	25	70
Buffalo Gap 3	27	95	20	27	24	71
Pringle 4	29	138	24	50	49	123
Sentinel Hill 5	59	313	34	106	111	251
Custer 6	26	190	23	75	75	173
Custer 7	20	83	11	31	36	78
Custer 8	36	229	24	84	93	201
Bear Rock 9	101	550	82	199	220	501
Bk Mountain 10	23	76	21	21	20	62
Total	432	2,122	285	731	764	1,780

NON					
School Board Member - 16-1					
	Tom Martin	Alan Webster	Elizabeth Smith	Delia Johnson	Total
Kemasa 1	73	111	104	107	395
Fairburn 2	21	20	18	39	98
Buffalo Gap 3	4	6	7	12	29
Pringle 4	26	60	40	38	164
Sentinel Hill 5	100	134	55	49	338
Custer 6	92	111	36	30	269
Custer 7	26	52	12	15	105
Custer 8	115	140	39	25	319
Bear Rock 9	172	258	87	86	603
Elk Mountain 10	0	0	0	0	0
Total	629	892	398	401	2,320

STATE OF SOUTH DAKOTA)
)
COUNTY OF DAVISON)

CERTIFICATE

We, Kim Weitala, Bernie Schmucker, John Claggett, Gerald Weiss, Jerry R Fischer the County Board of Canvassers in Davison County for the Primary Election held on June 05, 2012, hereby certify that the foregoing is a true abstract of the votes cast in the jurisdiction of Davison County, South Dakota, at the election as shown by the returns certified to the person in charge of the election.

Kim Weitala
Bernie E. Schmucker
John A. Claggett
Gerald Weiss
Jerry R. Fischer

Sworn to before me this 7 day of June, 2012.

Susan Kiepke
Susan Kiepke, County Auditor
Davison County, South Dakota

SEAL

Primary Election - June 05, 2012
 Davison County

		REP			DEM			
Presidential Delegates and Alternates	to be Uncommitted	92	4.51%					
	Ron Paul	193	9.48%					
	Mitt Romney	1,477	72.40%					
	Rick Santorum	203	9.95%					
	Newt Gingrich	75	3.68%					
	Total	2,040						
	State Senator - 20	Mike Vehle	1,441	65.06%				
		Steve "Sibby" Sibson	774	34.94%				
		Total	2,215					
	County Treasurer - Davison	Christie Gunkel	1,309	59.28%				
Brenda Veldheer		899	40.72%					
Total		2,208						
United States Representative	Jeff Barth	563	32.87%					
Total								

		DEM		NON	
	United States Representative			School Board Member - 17-2	
				Mayor - Mitchell	
	Matt Varlek	1,150 67.13%	1,713	Craig A. Guymon	839 11.31%
	<i>Total</i>			J. Edward Potzler	768 10.35%
				Neil G. Putnam	2,966 39.97%
				Theresa Kriese	2,847 38.37%
				<i>Total</i>	7,420
				Tara Volesky	582 15.19%
				Jerald Toomey	1,036 27.04%
				John Claggett	636 16.60%
				Roger Haley	316 8.25%
				Becky M. Haslam	53 1.38%
				Ken Tracy	1,209 31.55%
Total					

		NON			
		Mayor - Mitchell		Referendum : A resolution was passed by the City Council changing 2nd, 3rd, and 4th	
<i>Total</i>		Yes		<i>Total</i>	
Total	3,832	1,411 37.09%	2,393 62.91%	3,804	

Referendum: A resolution was passed by the City Council		
<i>Abandonment, 2nd and 4th</i>		
Yes	2	Total
Prec 6	294	550
Prec 8	138	455
Prec 10	222	574
Prec 12	135	365
Prec 14	217	805
Prec 17	166	515
Prec 20	239	540
Total	1,411	3,804

REP												
Presidential Delegates and Alternates				State Senator - 20				County Treasurer - Davison				
	to be Uncommitted	Ron Paul	Mitt Romney	Rick Santorum	Newt Gingrich	Total	Mike Vehle	Steve "Sibby" Sibson	Total	Christie Gunkel	Brenda Veldheer	Total
Prec 1	2	5	20	5	0	32	20	16	36	27	8	35
Prec 2	2	12	45	18	2	79	48	33	81	36	46	82
Prec 3	6	10	85	16	3	120	90	35	125	62	60	122
Prec 4	2	5	64	13	1	85	55	35	90	51	39	90
Prec 5	1	1	20	2	3	27	17	12	29	18	10	28
Prec 6	7	19	241	24	10	301	250	75	325	201	123	324
Prec 8	13	21	123	23	8	188	110	90	200	109	88	197
Prec 10	10	28	159	20	9	226	163	95	258	155	96	251
Prec 12	7	15	138	17	5	182	135	65	200	109	93	202
Prec 14	16	37	216	31	24	324	205	157	362	239	126	365
Prec 17	11	22	153	18	2	206	130	83	213	125	89	214
Prec 20	15	18	213	16	8	270	218	78	296	177	121	298
Total	92	193	1,477	203	75	2,040	1,441	774	2,215	1,309	899	2,208

DEM		United States Representative	
	Jeff Barth		
	Matt Varilek		
	Total		
Prec 1	7	22	29
Prec 2	13	25	38
Prec 3	18	50	68
Prec 4	20	45	65
Prec 5	7	16	23
Prec 6	45	126	171
Prec 8	66	123	189
Prec 10	76	159	235
Prec 12	43	91	134
Prec 14	133	201	334
Prec 17	84	167	251
Prec 20	51	125	176
Total	863	1,150	1,713

School Board Member - 17-2		NON		Mayor - Mitchell	
	Craig A. Guymont				
	J. Edward Potzler				
	Neil G. Putnam				
	Theresa Kriese				
	Total				
	Tara Volesky				
	Jerald Toomey				
	John Claggett				
	Roger Haley				
	Becky M. Haslam				
	Ken Tracy				
	Total				
Prec 3	38	30	141	142	351
Prec 4	31	28	118	120	297
Prec 5	6	7	45	38	96
Prec 6	72	81	443	419	1,015
Prec 8	107	91	304	281	783
Prec 10	113	126	382	362	983
Prec 12	74	64	262	257	657
Prec 14	183	156	525	520	1,384
Prec 17	101	88	369	335	893
Prec 20	114	97	377	373	961
Total	839	768	2,966	2,847	7,420

STATE OF SOUTH DAKOTA)
)
COUNTY OF DAY)

CERTIFICATE

We, Richard L. Tobin, Mark F. Wattier, Marvin Bury, Gary Block, Linda M. Walters the County Board of Canvassers in Day County for the Primary Election held on June 05, 2012, hereby certify that the foregoing is a true abstract of the votes cast in the jurisdiction of Day County, South Dakota, at the election as shown by the returns certified to the person in charge of the election.

Richard L. Tobin
Marvin Bury
Gary Block
Linda M. Walters
Mark F. Wattier

Sworn to before me this 17th day of June, 2012.

Sandra Raap
Sandra Raap, County Auditor
Day County, South Dakota

SEAL

Primary Election - June 05, 2012
Day County

REP		DEM	
Presidential Delegates and Alternates		United States Representative	
to be Uncommitted	11 4.87%	Jeff Barth	111 22.61%
Ron Paul	25 11.06%	Matt Varilek	380 77.39%
Mitt Romney	140 61.95%	Total	491
Rick Santorum	44 19.47%	Charles D. Hesla Jr.	60 37.74%
Newt Gingrich	6 2.65%	James Tompkins	99 62.26%
Total	226	Total	159
		Darrell L Hildebrand	66 44.00%
Total	11 4.87%		

DEM		
County Commissioner - District 4		
Mark F. Wattier	49	32.67%
Clifford B. Nygaard	35	23.33%
<i>Total</i>		
Total		150

REP						
Presidential Delegates and Alternates						
	to be Uncommitted	Ron Paul	Mitt Romney	Rick Santorum	Newt Gingrich	Total
#1	1	3	13	4	0	21
#2	2	2	14	3	1	22
#3	1	3	13	3	1	21
#4	3	4	14	3	0	24
#5	0	0	5	4	1	10
#6	1	1	7	1	0	10
#7	0	2	8	1	1	12
#8	0	1	3	1	1	6
#9	0	2	2	1	0	5
#10	0	1	7	6	0	14
#11	1	1	14	0	0	16
#12	0	0	20	4	0	24
#13	2	2	7	1	0	12
#14	0	3	13	12	1	29
Total	11	25	140	44	6	226

		DEN		
		United States Representative	County Commissioner - District 2	County Commissioner - District 4
#1	Jeff Barth	11	52	0
#2	Matt Varilek	11	57	0
#3	<i>Total</i>	41	109	0
#4	Charles D. Hesla Jr.	14	11	0
#5	James Tompkins	14	16	0
#6	<i>Total</i>	30	27	0
#7	Darrell L. Hildebrand	41	34	0
#8	Mark F. Wattier	14	37	0
#9	Clifford B. Nygaard	5	61	0
#10	<i>Total</i>	11	138	0
#11	Jeff Barth	8	25	0
#12	Matt Varilek	17	0	0
#13	<i>Total</i>	23	25	0
#14	Charles D. Hesla Jr.	4	0	0
Total	<i>Total</i>	111	491	150

STATE OF SOUTH DAKOTA)
)
COUNTY OF DEUEL)

CERTIFICATE

We, Donald Hanson, Ronald Boone, Lynn Pederson, Gordon Anderson, Gary Jaeger the County Board of Canvassers in Deuel County for the Primary Election held on June 05, 2012, hereby certify that the foregoing is a true abstract of the votes cast in the jurisdiction of Deuel County, South Dakota, at the election as shown by the returns certified to the person in charge of the election.

Donald Hanson

Ronald Boone

Lynn S. Pederson

Gordon Anderson

Gary Jaeger

Sworn to before me this 6 day of June, 2012.

Pam Lynde

Pam Lynde, County Auditor
Deuel County, South Dakota

SEAL

Primary Election - June 05, 2012
Deuel County

	RBP			DEM								
	Presidential Delegates and Alternates			State Senator - 04			United States Representative					
	to be Uncommitted											
	Ron Paul											
	Mitt Romney											
	Rick Santorum											
	New t Gingrich											
	Total											
	Tim Begalka											
	Val Rausch											
	Total											
	Jeff Barth											
	Matt Varilek											
	Total											
Total	21 6.73%	44 14.10%	192 61.54%	42 13.46%	13 4.17%	312	349 91.60%	32 8.40%	381	49 20.94%	185 79.06%	234

REP									
Presidential Delegates and Alternates						State Senator - 04			
	to be Uncommitted	Ron Paul	Mitt Romney	Rick Santorum	Newt Gingrich	<i>Total</i>	Tim Begalka	Val Rausch	<i>Total</i>
Alt. Portland, Alt. Lowe	1	3	8	1	1	14	11	4	15
Norden, Brandt, Brandt	5	1	12	5	1	24	34	3	37
Clear Lake WD 1	8	23	100	18	10	159	187	12	199
Goodwin, Rome, Goodwin	4	5	21	1	0	31	34	5	39
Glenw d, Herrick, Ant. Val, Gary	1	6	27	7	1	42	37	6	43
Scandi, Astoria	1	1	9	2	0	13	13	0	13
Blom, Grange, Toronto	1	5	15	8	0	29	33	2	35
Total	21	44	192	42	13	312	349	32	381

DEM			
United States Representative			
	Jeff Barth	Matt Varilek	<i>Total</i>
Alt. Portland, Alt. Lowe	4	21	25
Norden, Brandt, Brandt	7	14	21
Clear Lake WD 1	21	69	90
Goodwin, Rome, Goodwin	5	14	19
Glenw d, Herrick, Ant. Val, Gary	6	17	23
Scandi, Astoria	0	13	13
Blom, Grange, Toronto	6	37	43
Total	49	185	234

STATE OF SOUTH DAKOTA)
)
COUNTY OF DEWEY)

CERTIFICATE

We, Robert Berndt, John C. Meginness, LeRoy DuBray the County Board of Canvassers in Dewey County for the Primary Election held on June 05, 2012, hereby certify that the foregoing is a true abstract of the votes cast in the jurisdiction of Dewey County, South Dakota, at the election as shown by the returns certified to the person in charge of the election.

Robert W. Berndt

John C. Meginness

LeRoy DuBray

Sworn to before me this 7th day of June, 2012.

Lisa Plummer
County Auditor
Dewey County, South Dakota

SEAL

June 06, 2012

Primary Election - June 05, 2012
Dewey County

	REP		DEM	
Presidential Delegates and Alternates	to be Uncommitted	9	6.25%	
	Ron Paul	21	14.58%	
	Mitt Romney	89	61.81%	
	Rick Santorum	18	12.50%	
	Newt Gingrich	7	4.86%	
	Total	144		
	Jeff Barth	127	38.60%	
United States Representative	Matt Varilek	202	61.40%	
	Total	329		
	Kyrie Lemburg	271	70.03%	
County Auditor - Dewey	Lisa Plummer	116	29.97%	
	Total	387		
	Total	9	6.25%	

REP

Presidential Delegates and Alternates

	to be Uncommitted	Ron Paul	Mitt Romney	Rick Santorum	Newt Gingrich	Total
TRAIL CITY	0	5	4	2	0	11
GLENACROSS	0	2	4	0	0	6
TIMBER LAKE	1	4	24	2	2	33
FRESTEEL	3	2	1	0	1	7
ISABEL	1	1	35	6	0	43
EAGLE BUTTE EAST	0	0	1	1	1	3
WHITE HORSE	1	0	2	0	1	4
PROMISE	0	1	2	0	0	3
SWIFTBIRD	0	0	1	0	1	2
LAPLANT	1	0	0	2	0	3
NO HEART	1	2	8	2	0	13
EB SOUTH	0	2	4	2	1	9
EB WEST GREEN GRASS	1	2	3	1	0	7
Total	9	21	89	18	7	144

	DEM		DEM		DEM	
	United States Representative			County Auditor - Dewey		
	Jeff Barth	Matt Varilek	Total	Kyrie Lemburg	Lisa Plummer	Total
TRAIL CITY	4	1	5	3	4	7
GLENOCROSS	6	10	16	9	11	20
TIMBER LAKE	39	59	98	93	30	123
FRESTER	12	7	19	24	4	28
ISABEL	5	18	23	19	10	29
EAGLE BUTTE EAST	7	14	21	13	11	24
WHITE HORSE	12	14	26	19	8	27
PROMISE	5	8	13	14	3	17
SWIFTERD	4	9	13	11	2	13
LAPLANT	5	5	10	7	4	11
NO HEART	10	27	37	24	14	38
EB SOUTH	8	21	29	24	6	30
EB WEST GREEN GRASS	10	9	19	11	9	20
Total	127	202	329	271	116	387

STATE OF SOUTH DAKOTA)
)
COUNTY OF DOUGLAS)

CERTIFICATE

We, Karen Blume, Ewald Fink, Sue Denning, Floyd Muntefering, Merlin VanZee the County Board of Canvassers in Douglas County for the Primary Election held on June 05, 2012, hereby certify that the foregoing is a true abstract of the votes cast in the jurisdiction of Douglas County, South Dakota, at the election as shown by the returns certified to the person in charge of the election.

Karen Blume

Floyd Muntefering

Ewald Fink

Merlin VanZee

Sue Denning

Sworn to before me this 6th day of June, 20 12

Gary Denke

Gary Denke, County Auditor
Douglas County, South Dakota

SEAL

Primary Election - June 05, 2012
Douglas County

		REP		County Auditor - Douglas	
		Presidential Delegates and Alternates			
	to be Uncommitted	39	6.40%		
	Ron Paul	65	10.67%		
	Mitt Romney	364	59.77%		
	Rick Santorum	117	19.21%		
	Newt Gingrich	24	3.94%		
	Total	609			
		State Representative - 19			
	Kyle Schoenfish	292	25.33%		
	Stace Nelson	354	30.70%		
	J.E. "Jim" Putnam	435	37.73%		
	Roger Hofer	72	6.24%		
	Total	1,153			
		County Auditor - Douglas			
	Gary Denke	119	17.05%		
	Jeanette Smith	98	14.04%		
Total					

	REP		DEM		
	County Auditor - Douglas		United States Representative		
	Phyllis L. Mehren	Total	Jeff Barth	Matt Varlek	Total
	431 68.91%	698	9 9.89%	82 90.11%	91
Total					

		REP												
		Presidential Delegates and Alternates					State Representative - 19				County Auditor - Douglas			
	to be Uncommitted													
	Ron Paul													
	Mitt Romney													
	Rick Santorum													
	Newt Gingrich													
	<i>Total</i>													
	Kyle Schoenfish													
	Stace Nelson													
	J.E "Jim" Putnam													
	Roger Hofer													
	<i>Total</i>													
	Gary Denke													
	Jeanette Smith													
#1	4	5	50	22	4	85	33	49	74	5	161	28	16	
#2	2	11	69	14	0	96	52	43	72	15	182	20	19	
#3	11	16	54	27	14	122	75	85	67	13	240	23	25	
#4	17	23	121	28	4	193	76	121	144	28	369	23	19	
#5	5	10	70	26	2	113	56	56	78	11	201	25	19	
Total	39	65	364	117	24	609	292	354	435	72	1,153	119	98	

		DEM	
		United States Representative	
	Jeff Barth		
	Matt Varilek		
	<i>Total</i>		
#1	3	6	9
#2	1	29	30
#3	4	18	22
#4	1	21	22
#5	0	8	8
Total	9	82	91

	REP	
	County Auditor - Douglas	
	Phyllis L. Mehren	Total
#1	50	94
#2	66	105
#3	92	140
#4	194	236
#5	79	123
Total	481	698

STATE OF SOUTH DAKOTA)
)
COUNTY OF EDMUNDS)

CERTIFICATE

We, Robert Olson, Edwin Miller, Nathan Davis, Delmar Schock and Jeffrey C. Aman the County Board of Canvassers in Edmunds County for the Primary Election held on June 05, 2012, hereby certify that the foregoing is a true abstract of the votes cast in the jurisdiction of Edmunds County, South Dakota, at the election as shown by the returns certified to the person in charge of the election.

E. E. Miller
Delmar Schock
J. C. Aman
Robert Olson
Nathan Davis

Sworn to before me this 7th day of June, 2012.

Keith Schurr
Keith Schurr, County Auditor
Edmunds County, South Dakota

SEAL

June 12, 2012

Primary Election - June 05, 2012
Edmunds County

		RBP					DBM			
		Presidential Delegates and Alternates					United States Representative			
	to be Uncommitted	7	5.07%							
	Ron Paul	8	5.80%							
	Mitt Romney	98	71.01%							
	Rick Santorum	19	13.77%							
	Newt Gingrich	6	4.35%							
	Total	138								
	Jeff Barth	48	25.26%							
	Matt Varilek	142	74.74%							
	Total	190								
Total		7	5.07%							

REP							
Presidential Delegates and Alternates							
#1 Milna Area	to be Uncommitted	1	1	12	1	0	15
#2 Ipswich	Ron Paul	2	1	25	2	2	32
#3 Rural Ipswich	Mitt Romney	1	1	12	2	3	19
#4 Roscoe Area	Rick Santorum	0	1	15	6	0	22
#5 Bow die Area	Newt Gingrich	2	0	23	2	1	28
#6 Hosmer Area	Total	1	4	11	6	0	22
Total		7	8	98	19	6	138

DEM				
United States Representative				
#1 Milna Area	Jeff Barth	3	17	20
#2 Ipswich	Matt Varilek	14	30	44
#3 Rural Ipswich		3	21	24
#4 Roscoe Area		14	40	54
#5 Bow die Area		8	20	28
#6 Hosmer Area		6	14	20
Total		48	142	190

STATE OF SOUTH DAKOTA)
)
COUNTY OF FALL RIVER)

CERTIFICATE

We, Michael Ortner, Deb Russell, Joe Allen, Joe Falkenburg, Anne Cassens the County Board of Canvassers in Fall River County for the Primary Election held on June 05, 2012, hereby certify that the foregoing is a true abstract of the votes cast in the jurisdiction of Fall River County, South Dakota, at the election as shown by the returns certified to the person in charge of the election.

Joe Falkenburg
Deborah Russell
Anne Cassens
Joe Allen

Sworn to before me this 7 day of June, 2012.

SEAL



Sue Ganje
Sue Ganje, County Auditor
Fall River County, South Dakota

June 08, 2012

Primary Election - June 05, 2012
Fall River County

		REP	
		State Senator - 30	
		State Representative - 30	
Presidential Delegates and Alternates			
	to be Uncommitted	73	7.37%
	Ron Paul	161	16.26%
	Mitt Romney	582	58.79%
	Rick Santorum	105	10.61%
	Newt Gingrich	69	6.97%
	Total	990	
State Senator - 30			
	George W. Ferebee	440	44.00%
	Bruce Rampelberg	560	56.00%
	Total	1,000	
State Representative - 30			
	Mike Verchio	618	33.75%
	Travis L. Bies	178	9.72%
	Tim Behlings	253	13.82%
	Florence K. Thompson	222	12.12%
Total		73	7.37%

	REP		DEM		NON	
State Representative - 30	Lance Russell	560 30.58%				
	Total	1,831				
County Commissioner At Large - Fall River	Anne Cassens	652 26.47%				
	Mike Ortner	614 24.93%				
	Joe Allen	642 26.07%				
	Paul Nabholz	555 22.53%				
	Total	2,463				
United States Representative	Jeff Barth	92 30.87%				
	Matt Varilek	206 69.13%				
	Total	298				
School Board Member - 23-3	Lance Tlustos	31 13.78%				
	Amber Matsamas	93 41.33%				
	Marla Peters	101 44.89%				
Total	560 30.58%	1,831	652 26.47%	614 24.93%	642 26.07%	555 22.53%

		NON	
School Board Member	Mayor - Hot Springs	Harry L Burdette	195 30.42%
		Don DeVries	446 69.58%
	Total		641
Alderman - Hot Springs, Ward 1		Raymond Ecoffey	78 46.99%
		Georgia Holmes	88 53.01%
	Total		166
Alderman - Hot Springs, Ward 3		Carolann Schw artzenbach	72 45.28%
		Lyle A Norton	87 54.72%
	Total		159
Alderman - Hot Springs, Ward 2A		David J Burris	113 63.13%
		Bert Aspinall	66 36.87%
	Total		179
Total		225	

NON		
Trustee - Oelrichs		
Wendy White	32	64.00%
Angela Stanton	18	36.00%
Total	50	

		REP					State Senator - 30		State Representative - 30					
		Presidential Delegates and Alternates												
		to be Uncommitted	Ron Paul	Mitt Romney	Rick Santorum	Newt Gingrich	Total	George W. Ferebee	Bruce Rempelberg	Total	Mike Verchio	Travis L. Bies	Tim Behlings	Florence K. Thompson
Beaver	1	7	27	5	7	47	17	31	48	32	19	13	11	
Cascade	3	4	23	4	2	36	9	23	32	19	5	4	8	
Edgemont 1	14	29	112	14	8	177	88	95	183	128	46	36	14	
Hot Springs 1	9	13	46	17	11	96	37	58	95	67	14	32	20	
Hot Springs 2A	9	11	61	10	7	98	34	69	103	63	17	33	22	
Hot Springs 2B	3	2	23	8	1	37	15	19	34	20	6	8	7	
Hot Springs 3	10	27	47	5	6	95	40	61	101	55	14	35	24	
Hot Springs 4	8	10	45	12	5	80	33	47	80	43	12	23	21	
Jackson	12	41	133	22	16	224	105	117	222	151	31	55	63	
Limestone	0	13	46	3	6	68	45	26	71	23	10	7	20	
Oelrichs	4	4	19	5	0	32	17	14	31	17	4	7	12	
Total	73	161	582	105	69	990	440	560	1,000	618	178	253	222	

		DEM		
		United States Representative		
		Jeff Barth	Matt Varilek	Total
Beaver	3	5	8	
Cascade	1	6	7	
Edgemont 1	16	36	52	
Hot Springs 1	19	35	54	
Hot Springs 2A	5	15	20	
Hot Springs 2B	5	15	20	
Hot Springs 3	15	29	44	
Hot Springs 4	12	24	36	
Jackson	12	31	43	
Limestone	1	4	5	
Oelrichs	3	6	9	
Total	92	206	298	

		REP					
State Representative - 30		County Commissioner At Large - Fall River					
	Lance Russell		Anne Cassens	Mike Ortner	Joe Allen	Paul Nabholz	
Beaver	18	93	30	35	36	27	128
Cascade	25	61	22	25	26	15	88
Edgemont 1	101	325	137	108	85	102	432
Hot Springs 1	50	183	58	68	77	44	247
Hot Springs 2A	49	184	65	62	67	57	251
Hot Springs 2B	24	65	23	22	16	24	85
Hot Springs 3	57	185	63	68	70	53	254
Hot Springs 4	43	142	49	50	53	38	190
Jackson	118	418	144	129	158	126	557
Limestone	57	117	42	26	31	51	150
Oelrichs	18	58	19	21	23	18	81
Total	560	1,831	652	614	642	555	2,463
	Total						

NON

	School Board Member - 23-3			Mayor - Hot Springs			Alderman - Hot Springs, Ward 1			Alderman - Hot Springs, Ward 3			
	Lance Tlustos	Amber Matsamas	Marla Peters		Harry L. Burdette	Don DeVries		Raymond Ecoffey	Georgia Holmes		Carolann Schw artzenbac h	Lyle A Norton	
Hot Springs 1	0	0	0	0	50	119	169	78	88	166	0	0	0
Hot Springs 2A	0	0	0	0	35	95	130	0	0	0	0	0	0
Hot Springs 2B	0	0	0	0	22	38	60	0	0	0	0	0	0
Hot Springs 3	0	0	0	0	48	106	154	0	0	0	72	87	159
Hot Springs 4	0	0	0	0	40	88	128	0	0	0	0	0	0
Limestone	18	55	61	134	0	0	0	0	0	0	0	0	0
Oelrichs	13	38	40	91	0	0	0	0	0	0	0	0	0
Total	31	93	101	225	195	446	641	78	88	166	72	87	159

		NON		Trustee - Oelrichs	
		Alderman - Hot Springs, Ward 2A			
		David J Burris		Wendy White	
		Bert Aspinall		Angela Stanton	
		Total		Total	
Hot Springs 1	0	0	0	0	0
Hot Springs 2A	84	42	126	0	0
Hot Springs 2B	29	24	53	0	0
Hot Springs 3	0	0	0	0	0
Hot Springs 4	0	0	0	0	0
Limestone	0	0	0	0	0
Oelrichs	0	0	0	32	18
Total	113	66	179	32	18
					50

STATE OF SOUTH DAKOTA

CERTIFICATE

COUNTY OF FAULK

We, Bill Schilder Jr., Jim Bauer, Roger Deiter, Allen Hadrick, Steve Roseland the County Board of Canvassers in Faulk County for the Primary Election held on June 05, 2012, hereby certify that the foregoing is a true abstract of the votes cast in the jurisdiction of Faulk County, South Dakota, at the election as shown by the returns certified to the person in charge of the election.

Steve Roseland

James G. Bauer

Roger Deiter

Allen Hadrick

Bill Schilder Jr.

Sworn to before me this 8th day of June, 2012

Kelly Toennies

Kelly Toennies, County Auditor
Faulk County, South Dakota

SEAL

June 11, 2012

Primary Election - June 05, 2012
Faulk County

	REP		DEM			
	Presidential Delegates and Alternates		County Auditor - Faulk		United States Representative	
	to be Uncommitted	15 6.20%				
	Ron Paul	29 11.98%				
	Mitt Romney	130 53.72%				
	Rick Santorum	44 18.18%				
	Newt Gingrich	24 9.92%				
	Total	242				
	Kelly K. Toennies	232 76.57%				
	David J. Huss	71 23.43%				
	Total	303				
	Jeff Barth	29 31.52%				
	Matt Varitek	63 68.48%				
	Total	92				
Total						

		REP					County Auditor - Faulk			
		Presidential Delegates and Alternates								
		to be Uncommitted	Ron Paul	Mitt Romney	Rick Santorum	Newt Gingrich	Total	Kelly K. Toennies	David J. Huss	Total
#1		1	5	24	7	1	36	43	5	48
#2		0	4	12	3	0	19	21	1	22
#3		0	2	21	4	2	29	26	7	33
#4		1	0	8	1	1	11	7	5	12
#5		0	0	5	2	0	7	5	4	9
#6		4	9	33	11	7	64	63	18	81
#7		9	9	27	16	13	74	67	31	98
Total		15	29	130	44	24	242	232	71	303

		DEM		
		United States Representative		
		Jeff Barth	Matt Varilek	Total
#1		2	13	15
#2		3	2	5
#3		4	7	11
#4		5	7	12
#5		2	2	4
#6		8	12	20
#7		5	20	25
Total		29	63	92

REP
 DEM
 June 07, 2012

Primary Election - June 05, 2012
 Faulk County

	REP						DEM					
	Presidential Delegates and Alternates						County Auditor - Faulk			United States Representative		
	to be Uncommitted	Ron Paul	Mitt Romney	Rick Santorum	Jim Newt Gingrich	Total	Kelly K. Toole	David J. Hoke	Total	Jeff Bath	Matt Vanier	Total
Total	15 6.20%	29 11.98%	130 53.72%	44 18.16%	24 9.82%	242	232 76.57%	71 23.43%	303	28 31.52%	63 68.48%	91

STATE OF SOUTH DAKOTA)
)
COUNTY OF GRANT)

CERTIFICATE

We, Doug Stengel, Clayton Tucholke, Guy E. Mann, Paul Dummann, David Forrette the County Board of Canvassers in Grant County for the Primary Election held on June 05, 2012, hereby certify that the foregoing is a true abstract of the votes cast in the jurisdiction of Grant County, South Dakota, at the election as shown by the returns certified to the person in charge of the election.

Doug Stengel
Clayton Tucholke
Guy E. Mann
Paul Dummann
David Forrette

Sworn to before me this 7th day of June, 2012

Karen Layher
Karen Layher, County Auditor
Grant County, South Dakota

SEAL

June 06, 2012

Primary Election - June 05, 2012
Grant County

		REP				DEM						
		Presidential Delegates and Alternates				State Senator - 04			United States Representative			
	to be Uncommitted	36	64	384	99	22	605					
	Ron Paul	5.95%	10.58%	63.47%	16.36%	3.64%	45.36%					
	Mitt Romney											
	Rick Santorum											
	Newt Gingrich											
	<i>Total</i>											
	Tim Begalka						318					
	Val Rausch						383					
	<i>Total</i>						701					
	Jeff Barth						69					
	Matt Varitek						202					
	<i>Total</i>						271					
Total		36	64	384	99	22	605	318	383	69	202	271
		5.95%	10.58%	63.47%	16.36%	3.64%	45.36%	54.64%	25.46%	74.54%		

REP							State Senator - 04			
Presidential Delegates and Alternates										
	to be Uncommitted	Ron Paul	Mitt Romney	Rick Santorum	Newt Gingrich	Total	Tim Begalka	Val Rausch	Total	
M/bank 11	2	2	6	18	17	3	46	21	31	52
M/bank 12	1	1	1	3	1	0	6	3	9	12
M/bank 21	5	5	1	14	3	2	25	13	16	29
M/bank 22	3	3	10	61	13	3	90	47	54	101
M/bank 31	1	2	2	9	0	1	13	6	13	19
M/bank 32	2	3	3	10	3	0	18	10	10	20
M/bank 33	1	1	9	76	9	1	96	40	65	105
Adams-Albee-Reville-Vernon	3	2	2	21	6	1	33	26	20	46
Alban	2	2	3	20	7	2	34	14	25	39
Big Stone City & Tw p	3	3	4	46	9	2	64	26	48	74
Blooming Val-Farm-Lura	1	1	2	11	2	0	16	6	9	15
Georgia-Madison-Labot	3	3	3	19	7	0	32	25	12	37
Grant Center	1	0	0	15	5	1	22	8	13	21
Metrose	4	4	6	28	7	3	48	21	31	52
Mazeppa-Osceola-Marvin	2	2	6	10	4	1	23	19	9	28
Stockholm Town & Tw p	2	2	0	6	2	0	10	6	6	12
Troy-Strandburg	0	0	0	6	0	0	6	7	0	7
Twin Brooks-Kilborn	0	0	6	11	4	2	23	20	12	32
Total	36	64	384	99	22	805	316	383	701	

	DEM		
	United States Representative		
	Jeff Barth	Matt Varilek	Total
Midbank 11	9	14	23
Midbank 12	3	9	12
Midbank 21	3	1	4
Midbank 22	12	17	29
Midbank 31	1	3	4
Midbank 32	2	3	5
Midbank 33	4	21	25
Adams-Albee-Reville-Vernon	2	34	36
Alban	2	7	9
Big Stone Cky & Tw p	11	19	30
Bloomington Val-Farm-Lura	1	4	5
Georgia-Madison-Labot	3	14	17
Grant Center	6	10	16
Melrose	3	10	13
Mazzeppa-Osceola-Marvin	4	8	12
Stockholm Town & Tw p	2	10	12
Troy-Strandburg	0	9	9
Twin Brooks-Kilbourn	1	9	10
Total	69	202	271

STATE OF SOUTH DAKOTA)
)
COUNTY OF GREGORY)

CERTIFICATE

We, Gordon Miner, Lance Matucha, Darrell Bentz, Robert Sperl, Sr., Dennis Vedral the County Board of Canvassers in Gregory County for the Primary Election held on June 05, 2012, hereby certify that the foregoing is a true abstract of the votes cast in the jurisdiction of Gregory County, South Dakota, at the election as shown by the returns certified to the person in charge of the election.

Dennis Vedral

Robert Sperl Sr.

Darrell Bentz

Lance Matucha

Gordon Miner

Sworn to before me this 6th day of June, 2012.

Jim Waterbury

Jim Waterbury, County Auditor
Gregory County, South Dakota

SEAL

June 05, 2012

Primary Election - June 05, 2012
Gregory County

	REP			DEM					
	Presidential Delegates and Alternates			United States Representative					
	to be Uncommitted								
	Ron Paul								
	Mitt Romney								
	Rick Santorum								
	Newt Gingrich								
	Total								
	Jeff Barth								
	Matt Varilek								
	Total								
Total	8 4.60%	17 9.77%	120 68.97%	21 12.07%	8 4.60%	174 19.49%	38 19.49%	157 80.51%	195

		REP					
		Presidential Delegates and Alternates					
#1	to be Uncommitted	5	5	48	9	5	72
#2	Ron Paul	3	10	53	9	2	77
#3	Mitt Romney	0	2	19	3	1	25
	Rick Santorum	8	17	120	21	8	174
	Newt Gingrich						
	Total						

		DEM		
		United States Representative		
#1	Jeff Barth	20	67	87
#2	Matt Varilek	13	63	76
#3		5	27	32
	Total	38	157	195

STATE OF SOUTH DAKOTA)
)
COUNTY OF HAAKON)

CERTIFICATE

We, Edward Briggs, Stephen Clements, Rita O'Connell, Nick Konst and Gary Snook the County Board of Canvassers in Haakon County for the Primary Election held on June 05, 2012, hereby certify that the foregoing is a true abstract of the votes cast in the jurisdiction of Haakon County, South Dakota, at the election as shown by the returns certified to the person in charge of the election.

Rita O'Connell

Stephen J. Clement

Gary Snook

Nick Konst
Edward Briggs

Sworn to before me this 7 day of June, 2012.

Patricia H. Freeman

Patricia Freeman, County Auditor
Haakon County, South Dakota

SEAL

Bond Issue : CITY OF PHILIP - BOND ISSUE - Philip			
	Yes	Total	
Deadman	27	11	38
Lake Waggoner	69	22	91
Milesville	0	0	0
South Fork	43	12	55
Total	139	45	184

REP						
Presidential Delegates and Alternates						
	to be Uncommitted	Ron Paul	Mitt Romney	Rick Santorum	Newt Gingrich	Total
Deadman	1	3	36	7	1	48
Kirley	4	6	11	3	2	26
Lake Waggoner	5	5	42	8	6	66
Mcland	0	2	34	6	3	45
Milesville	0	1	19	4	0	24
South Fork	2	7	42	3	1	55
Total	12	24	184	31	13	264

		DEM		
		United States Representative		
		Jeff Barth	Matt Variek	Total
Deadman		0	13	13
Kirley		0	5	5
Lake Waggoner		5	14	19
McClain		4	10	14
Mesville		1	7	8
South Fork		3	9	12
Total		13	58	71

Primary Election - June 05, 2012
Haakon County

	REP					DEM			Bond Issue : CITY OF PHILIP - BOND ISSUE - Phillip		
	Presidential Delegates and Alternates					United States Representative					
	to be Uncommitted	Ron Paul	Mitt Romney	Rick Santorum	John H. Huntsman	Jeff Barth	Matt Varilek	Total	Yes	No	Total
Total	12 4.55%	24 9.09%	184 69.70%	31 11.74%	13 4.92%	13 18.31%	58 81.69%	71	139 75.54%	45 24.46%	184

STATE OF SOUTH DAKOTA

COUNTY OF HAMLIN

CERTIFICATE

We, Randall Rudebusch, Leland Roe, Larry Saathoff, Reid Tuohino, Daniel Jensen the County Board of Canvassers in Hamlin County for the Primary Election held on June 05, 2012, hereby certify that the foregoing is a true abstract of the votes cast in the jurisdiction of Hamlin County, South Dakota, at the election as shown by the returns certified to the person in charge of the election.

Daniel Jensen

Reid Tuohino

Larry Saathoff

Leland Roe

Randall Rudebusch

Sworn to before me this 7 day of June, 2012

Dixie Opdahl

Dixie Opdahl, County Auditor
Hamlin County, South Dakota

SEAL

Hamlin County

	REP					State Senator - 02		County Commissioner - District 3				
	to be Uncommitted	Ron Paul	Mitt Romney	Rick Santorum	Newt Gingrich	Total	Art Frysie	Norbert Barrie	Total	Daniel Jensen	Douglas L Noem	Total
Oxford	1	2	14	4	2	23	22	2	24	0	0	0
Norden	3	10	62	16	4	95	83	19	102	7	29	36
Hayti	3	27	45	11	1	87	66	23	89	0	0	0
Bryant	2	9	27	10	3	51	34	29	63	37	26	63
Castlew ood	2	7	25	5	2	41	29	14	43	0	0	0
Hazel	1	2	21	9	2	35	39	6	45	22	22	44
Estelline	2	8	19	7	0	36	23	12	35	0	0	0
Total	14	65	213	62	14	368	296	105	401	66	77	143

	DEM			
	United States Representative	Jeff Barth	Matt Varilek	Total
Oxford	1	3	4	4
Norden	7	27	34	34
Hayti	2	10	12	12
Bryant	12	17	29	29
Castlew ood	11	49	60	60
Hazel	4	6	10	10
Estelline	20	38	58	58
Total	57	150	207	207

STATE OF SOUTH DAKOTA)
)
COUNTY OF HAND)

CERTIFICATE

We, Larry Rowen, James Iverson, Todd Waring, Luke Wernsmann, Ronald D. Campbell the County Board of Canvassers in Hand County for the Primary Election held on June 05, 2012, hereby certify that the foregoing is a true abstract of the votes cast in the jurisdiction of Hand County, South Dakota, at the election as shown by the returns certified to the person in charge of the election.

Larry Rowen
Todd Waring
Luke Wernsmann
James Iverson

Sworn to before me this 7th day of June, 2012.

Sandra Selting
Sandra Selting, County Auditor
Hand County, South Dakota

SEAL

		REP					
		Presidential Delegates and Alternates					
		to be Uncommitted	Ron Paul	Mitt Romney	Rick Santorum	New t Gingrich	Total
01		1	1	12	2	0	16
02		0	0	4	3	0	7
04		0	0	6	1	0	7
05		2	4	7	3	2	18
06		3	0	8	3	0	14
07		0	2	5	0	1	8
09		0	3	15	11	0	29
11		0	4	38	6	1	49
12		0	1	27	5	4	37
Total		6	15	122	34	8	185

		DEM		
		United States Representative		
		Jeff Barth	Matt Varilek	Total
01		4	8	12
02		1	7	8
04		0	3	3
05		5	7	12
06		6	15	21
07		4	20	24
09		1	1	2
11		12	37	49
12		5	43	48
Total		38	141	179

STATE OF SOUTH DAKOTA)
)
COUNTY OF HANSON)

CERTIFICATE

We, Tom Bell, Edward Engelmeyer, Richard Graves, Chester McManus, Carl Nordwald the County Board of Canvassers in Hanson County for the Primary Election held on June 05, 2012, hereby certify that the foregoing is a true abstract of the votes cast in the jurisdiction of Hanson County, South Dakota, at the election as shown by the returns certified to the person in charge of the election.

Tom Bell
Chester McManus
Richard Graves
Edward Engelmeyer
Carl W. Nordwald

Sworn to before me this 7 day of June, 2012.

Lesa Trabing

Lesa Trabing, County Auditor
Hanson County, South Dakota

SEAL

	DEM	NON				
	United States Representative	School Board Member - 17-2				
	Total	Craig A. Guymon	J. Edward Potzler	Neil G. Putnam	Theresa Kriese	Total
	123	13 16.46%	12 15.19%	28 35.44%	26 32.91%	79
Total						

		REP				State Representative - 19					
		Presidential Delegates and Alternates									
	to be Uncommitted										
	Ron Paul										
	Mitt Romney										
	Rick Santorum										
	Newt Gingrich										
	Total										
	Kyle Schoenfish										
	Stace Nelson										
	J.E. "Jim" Putnam										
	Roger Hofer										
	Total										
#1 - Emery Fire Hall	3	17	120	10	5	155	29	92	36	34	191
#2 - Alex City Hall	2	19	36	10	1	68	15	73	7	7	102
#3 - Fulton Community Hall	1	6	49	18	0	74	13	82	15	7	117
#4 - Fulton Community Hall	2	2	23	5	2	34	5	26	19	8	58
#5 - Hanson County Courthouse	1	4	15	5	1	26	8	29	6	2	45
Total	9	48	243	48	9	357	70	302	83	58	513

		DEM	
		United States Representative	
	Jeff Barth		
	Matt Varilek		
	Total		
#1 - Emery Fire Hall	13	25	38
#2 - Alex City Hall	8	28	36
#3 - Fulton Community Hall	11	14	25
#4 - Fulton Community Hall	7	9	16
#5 - Hanson County Courthouse	0	8	8
Total	39	84	123

		NON					
		School Board Member - 17-2					
		Craig A. Guymon		J. Edward Potzler	Neil G. Putnam	Theresa Kriese	Total
#3 - Fulton Community Hall	0		0	0	0	0	0
#4 - Fulton Community Hall	13		12	28	26	79	
#5 - Hanson County Courthouse	0		0	0	0	0	
Total	13		12	28	26	79	

STATE OF SOUTH DAKOTA)
)
COUNTY OF HARDING)

CERTIFICATE

We, Rayford Anderson, Matt DeBow, Robert Johnson, Charles Verhulst, Dean Wagner the County Board of Canvassers in Harding County for the Primary Election held on June 05, 2012, hereby certify that the foregoing is a true abstract of the votes cast in the jurisdiction of Harding County, South Dakota, at the election as shown by the returns certified to the person in charge of the election.

Charles Verhulst

Rayford Anderson

Robert W. Johnson

Dean Wagner

Matthew K DeBow

Sworn to before me this 7 day of June, 2012

Kathy Glines
Kathy Glines, County Auditor
Harding County, South Dakota

SEAL

June 06, 2012

Primary Election - June 05, 2012
Harding County

	REP		DEM		NON	
	Presidential Delegates and Alternates				United States Representative	
	to be Uncommitted	Ron Paul	Mitt Romney	Rick Santorum	Newt Gingrich	Total
	14	56	187	44	13	314
	4.46%	17.83%	59.55%	14.01%	4.14%	
					Jeff Barth	Matt Varilek
					19	33
					36.54%	63.46%
					Total	Total
					52	161
					23.33%	33.19%
					Melynda Gress	Charles A. Maxon
						229
						43.48%
					Derek Brink	Total
					300	690
Total	14	56	187	44	13	314
	4.46%	17.83%	59.55%	14.01%	4.14%	


		REP					
		Presidential Delegates and Alternates					
		to be Uncommitted	Ron Paul	Mitt Romney	Rick Santorum	New t Gingrich	Total
Buffalo	3	13	38	8	7	4	66
Camp Crook	1	13	24	7	1	1	46
Fillmore	0	5	12	3	3	1	21
Hilton	2	9	34	5	5	3	53
Ladner	0	1	7	2	2	0	10
Ludlow	2	1	22	5	5	2	32
Poplar Grove	1	6	16	2	2	0	25
Reva	5	8	34	12	2	2	61
Total	14	56	187	44	13	13	314


		DEM		
		United States Representative		
		Jeff Barth	Matt Varilek	Total
Buffalo	8	6	14	14
Camp Crook	2	14	16	16
Fillmore	1	2	3	3
Hilton	3	5	8	8
Ladner	0	0	0	0
Ludlow	5	6	11	11
Poplar Grove	0	0	0	0
Reva	0	0	0	0
Total	19	33	52	52

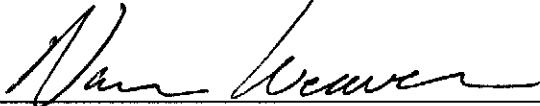
STATE OF SOUTH DAKOTA)
)
COUNTY OF HUGHES)


CERTIFICATE


We, Norm Weaver, Jim Hardwick, Tom Tveit, Roger Inman, Bill Abernathy the County Board of Canvassers in Hughes County for the Primary Election held on June 05, 2012, hereby certify that the foregoing is a true abstract of the votes cast in the jurisdiction of Hughes County, South Dakota, at the election as shown by the returns certified to the person in charge of the election.












Sworn to before me this 7th day of June, 2012.



Shellie Baumgart, County Auditor
Hughes County, South Dakota

SEAL

June 07, 2012

Primary Election - June 05, 2012
Hughes County

		REP	
		Presidential Delegates and Alternates	
		State Senator - 24	
		State Representative - 24	
	to be Uncommitted	252 9.53%	
	Ron Paul	243 9.19%	
	Mitt Romney	1,774 67.10%	
	Rick Santorum	279 10.55%	
	Newt Gingrich	96 3.63%	
	Total	2,644	
	Jeff Monroe	1,347 46.87%	
	Tad Perry	1,527 53.13%	
	Total	2,874	
	Mark E Venner	1,410 28.69%	
	Mary Duvall	1,836 37.36%	
	Tim Rounds	1,669 33.96%	
	Total	4,915	
Total			

	REP		DEM		NON	
States Attorney - Hughes	Max A. Gors	1,982 72.95%	Aaron Arnold	735 27.05%	Total	
	Total		2,717			
	Jeff Barth	151 26.26%	Matt Variak	424 73.74%	Total	
United States Representative	Total		575			
	Randy Hartmann	1,746 32.30%	Mary Fischer-Healy	1,469 27.17%	Dennis James	2,191 40.53%
School Board Member - 32-2	Total		5,406			
	Total		1,982 72.95%	735 27.05%	2,717	151 26.26%

REP													
Presidential Delegates and Alternates						State Senator - 24				State Representative - 24			
	to be Uncommitted	Ron Paul	Mitt Romney	Rick Santorum	Newt Gingrich	Total	Jeff Monroe	Tad Perry	Total	Mark E Venner	Mary Duvall	Tim Rounds	Total
#5-Blunt City Hall	6	3	62	7	4	82	61	30	91	50	46	57	153
#7-Harrold Fire Hall	2	3	30	8	4	47	37	11	48	34	28	29	91
#9-Hyde	0	3	6	1	0	10	9	1	10	7	5	4	16
#11-Rural New Life Assembly Chu	28	38	245	54	10	375	216	175	391	211	238	225	674
#21-Pierre No. 1 Fire Station	12	10	77	17	2	118	79	46	125	81	63	71	215
#23-Pierre P.L.C. Rec Center	16	14	92	20	5	147	93	71	164	87	104	97	288
#24-Pierre Buchanan School	19	18	115	15	6	173	96	96	192	107	111	117	335
#26-Pierre Riggs Theater	22	23	134	18	9	206	124	107	231	107	152	130	389
#28-Pierre Courthouse	14	19	160	20	10	223	102	128	230	106	158	125	389
#29-Pierre Senior Citizen's Can	17	9	65	10	5	106	44	75	119	60	75	78	213
#30-Pierre Faith Lutheran Churc	20	14	113	21	7	175	74	113	187	82	121	113	316
#31-Pierre Poplar Ave Fire Stati	28	26	235	27	11	327	114	249	363	155	253	195	603
#32-Pierre 7th Day Adv Church	23	19	147	17	7	213	77	170	247	93	172	162	427
#33-Pierre Resurrection Church	20	22	121	18	5	186	84	113	197	79	145	110	334
#34-Pierre No. 4 Fire Station	25	22	172	26	11	266	137	142	279	151	165	156	472
Total	252	243	1,774	279	96	2,644	1,347	1,527	2,874	1,410	1,836	1,669	4,915

REP			
States Attorney - Hughes			
	Max A. Gors	Aaron Arnold	Total
#5-Blunt City Hall	55	30	85
#7-Harrold Fire Hall	24	15	39
#9-Hyde	7	2	9
#11-Rural New Life Assenbly Chu	266	94	360
#21-Pierre No. 1 Fire Station	94	28	122
#23-Pierre P.L.C Rec Center	112	41	153
#24-Pierre Buchanan School	134	46	180
#26-Pierre Ryggs Theater	160	57	217
#28-Pierre Courthouse	168	57	225
#29-Pierre Senior Citizen's Cen	84	33	117
#30-Pierre Faith Lutheran Churc	130	46	176
#31-Pierre Poplar Ave Fire Stat	245	102	347
#32-Pierre 7th Day Adv Church	175	63	238
#33-Pierre Resurrection Church	130	54	184
#34-Pierre No. 4 Fire Station	198	67	265
Total	1,982	735	2,717

	DEM		
	United States Representative		
	Jeff Barth	Matt Varitek	Total
#5-Blunt City Hall	12	10	22
#7-Harrod Fire Hall	5	2	7
#9-Hyde	2	5	7
#11-Rural New Life Assembly Chu	7	27	34
#21-Pierre No. 1 Fire Station	9	32	41
#23-Pierre PLO Rec Center	17	41	58
#24-Pierre Buchanan School	10	35	45
#26-Pierre Riggs Theater	11	37	48
#28-Pierre Courthouse	9	21	30
#29-Pierre Senior Citizen's Cen	7	27	34
#30-Pierre Faith Lutheran Churc	10	43	53
#31-Pierre Poplar Ave Fire Stal	16	52	68
#32-Pierre 7th Day Adv Church	12	27	39
#33-Pierre Resurrection Church	16	25	41
#34-Pierre No. 4 Fire Station	8	40	48
Total	151	424	575

NON				
School Board Member - 32-2				
	Randy Hartmann	Mary Fischer-Healy	Dennis James	Total
#7-Harroid Fire Hall	0	0	0	0
#9-Hyde	6	2	8	16
#11-Rural New Life Assembly Chu	213	181	251	645
#21-Pierre No. 1 Fire Station	79	81	104	264
#23-Pierre P.L.C Rec Center	133	96	158	387
#24-Pierre Buchanan School	137	119	143	399
#26-Pierre Riggs Theater	154	117	191	462
#28-Pierre Courthouse	130	111	186	427
#29-Pierre Senior Citizen's Cen	78	83	90	251
#30-Pierre Faith Lutheran Churc	144	95	178	417
#31-Pierre Poplar Ave Fire Stal	232	184	305	721
#32-Pierre 7th Day Adv Church	146	132	204	482
#33-Pierre Resurrection Church	115	123	170	408
#34-Pierre No. 4 Fire Station	179	145	203	527
Total	1,746	1,469	2,191	5,406

STATE OF SOUTH DAKOTA)
)
COUNTY OF HUTCHINSON)

CERTIFICATE

We, Brad Henke, Jerome Hoff, Glenn Harnisch, Dallas Laffey the County Board of Canvassers in Hutchinson County for the Primary Election held on June 05, 2012, hereby certify that the foregoing is a true abstract of the votes cast in the jurisdiction of Hutchinson County, South Dakota, at the election as shown by the returns certified to the person in charge of the election.

Glenn Harnisch

Jerome E Hoff

Brad Henke

Dallas Laffey

Sworn to before me this 7th day of June, 2012.

Jeanie Simonsen

Jeanie Simonsen, County Auditor
Hutchinson County, South Dakota



Primary Election - June 05, 2012
Hutchinson County

		REP				County	
		Presidential Delegates and Alternates		State Representative - 19		Commissioner - District 2	
	to be Uncommitted	37	4.71%				
	Ron Paul	87	11.07%				
	Mitt Romney	484	61.58%				
	Rick Santorum	153	19.47%				
	Newt Gingrich	25	3.18%				
	Total	786					
	Kyle Schoenfish	627	39.83%				
	Stace Nelson	412	26.18%				
	J.E. "Jim" Putnam	395	25.10%				
	Roger Hofer	140	8.89%				
	Total	1,574					
	Gillas J. Stern	83	29.54%				
	Steven G. Friesen	198	70.46%				
Total							

REP	DEM
County Commission et.	United States Representative
<i>Total</i>	
	Jeff Barth
	Matt Varilek
	<i>Total</i>
Total	Total
281	202
47 23.27%	155 76.73%

		Presidential Delegates and Alternates					State Representative - 19					County Commissioner - District 2		
		REP												
#1	to be Uncommitted	10	27	95	65	10	207	194	103	93	38	428	0	0
#2	Ron Paul	11	28	147	37	4	227	148	115	123	66	452	83	198
#3	Mitt Romney	1	6	26	18	2	53	28	28	17	15	88	0	0
#4	Rick Santorum	2	3	24	6	1	36	25	27	18	3	73	0	0
#5	Newt Gingrich	6	8	72	13	3	102	89	58	54	7	208	0	0
#6	Total	4	13	93	12	3	125	104	70	66	9	249	0	0
#7		3	2	27	2	2	36	39	11	24	2	76	0	0
Total		37	87	484	153	25	786	627	412	395	140	1,574	83	198

		DEM		
		United States Representative		
#1	Jeff Barth	6	31	37
#2	Matt Varilek	12	34	46
#3		0	3	3
#4		9	24	33
#5		13	37	50
#6		6	22	28
#7		1	4	5
Total		47	155	202

REP	County Commission #1 -
#1	0
#2	281
#3	0
#4	0
#5	0
#6	0
#7	0
Total	281

STATE OF SOUTH DAKOTA)
)
COUNTY OF HYDE)

CERTIFICATE

We, Larry Kerr, Renata Cowman, Steve Bonnichsen, Ronnie Van Den Berg, Mel Buchheim the County Board of Canvassers in Hyde County for the Primary Election held on June 05, 2012, hereby certify that the foregoing is a true abstract of the votes cast in the jurisdiction of Hyde County, South Dakota, at the election as shown by the returns certified to the person in charge of the election.

Larry Kerr

Renata Cowman

Steve J. Bonnichsen

Ronald Van Den Berg

Mel Buchheim

Sworn to before me this 7 day of June, 2012.

Colleen Harris

Colleen Harris, County Auditor
Hyde County, South Dakota

SEAL

June 05, 2012

Primary Election - June 05, 2012
Hyde County

		REP			
Presidential Delegates and Alternates		State Senator - 24		State Representative - 24	
	to be Uncommitted				
	Ron Paul				
	Mitt Romney				
	Rick Santorum				
	Newt Gingrich				
	Total				
	Jeff Monroe				
	Tad Perry				
	Total				
	Mark E Venner				
	Mary Duvall				
	Tim Rounds				
	Total				
Total					

	REP		DEM		
	County Coroner - Hyde		United States Representative		
	Cassandra Gutzmer		Jeff Barth		
	Tristan J Molitor		Matt Variek		
	<i>Total</i>		<i>Total</i>		
Total	129 69.73%	56 30.27%	185 40.54%	22 59.46%	37

		REP			
		Presidential Delegates and Alternates		State Senator - 24	State Representative - 24
#1	to be Uncommitted	✓ 4	✓ 25	✓ 103	
	Ron Paul	✓ 2	✓ 2	✓ 13	
	Mitt Romney	✓ 6	✓ 27	✓ 116	
	Rick Santorum			✓ 15	
	Newt Gingrich			✓ 1	
	Total	✓ 8	✓ 2	✓ 10	
	Jeff Monroe			155	✓ 118
	Tad Perry			20	✓ 14
	Total			175	132
	Mark E Venner			✓ 44	✓ 7
	Mary Duvall			162	✓ 73
	Tim Rounds			21	✓ 7
	Total			183	80
					✓ 83
					✓ 116
					✓ 96
	Total				✓ 111
					107
					252
					34
					286

		DEM	
		United States Representative	
#1	Jeff Barth	✓ 10	✓ 30
	Matt Varilek	✓ 5	✓ 7
	Total	✓ 15	✓ 22
			37

		REP		
		County Coroner - Hyde		
	Cassandra Gutzmer	✓ 111	✓ 50	161
	Tristan J Molitor	✓ 18	✓ 6	24
	<i>Total</i>			185
#1				
Total		129	56	185

STATE OF SOUTH DAKOTA)
)
COUNTY OF JACKSON)

CERTIFICATE

We, James Stilwell, Larry Denke, Glen Bennett, Delores Bonenberger, Ronald Twiss the County Board of Canvassers in Jackson County for the Primary Election held on June 05, 2012, hereby certify that the foregoing is a true abstract of the votes cast in the jurisdiction of Jackson County, South Dakota, at the election as shown by the returns certified to the person in charge of the election.

James A. Stilwell

Larry Denke

Delores M. Bonenberger

Ron Twiss

Glen Bennett

Sworn to before me this 8th day of JUNE, 2012

Vicki L. Wilson

Vicki Wilson, County Auditor
Jackson County, South Dakota

SEAL

June 08, 2012

Primary Election - June 05, 2012
Jackson County

		REP					DEM			
		Presidential Delegates and Alternates					United States Representative			
	to be Uncommitted	3	15	70	22	5				
	Ron Paul	15	13.04%							
	Mitt Romney	70	60.87%							
	Rick Santorum	22	19.13%							
	Newt Gingrich	5	4.35%							
	<i>Total</i>	115								
	Jeff Barth					14	27.45%			
	Matt Varitek					37	72.55%			
	<i>Total</i>					51				
Total		3	2.61%							

		REP					
		Presidential Delegates and Alternates					
		to be Uncommitted	Ron Paul	Mitt Romney	Rick Santorum	Newt Gingrich	Total
01 Cottonwood	0	1	9	0	0	0	10
02 Interior	0	2	7	3	3	1	13
03 Kadoka	2	6	20	4	4	3	35
04 Kadoka	1	3	18	5	5	0	27
05 Belvidere	0	3	4	4	3	0	11
06 Long Valley	0	0	4	3	1	1	8
07 Wanblee	0	0	3	1	1	0	4
08 Green Valley	0	0	5	2	2	0	7
Total	3	15	70	22	5	5	115

		DEM		
		United States Representative		
		Jeff Barth	Matt Varilek	Total
01 Cottonwood	0		3	3
02 Interior	2		4	6
03 Kadoka	3		8	11
04 Kadoka	1		5	6
05 Belvidere	0		3	3
06 Long Valley	1		1	2
07 Wanblee	7		7	14
08 Green Valley	0		6	6
Total	14		37	51

STATE OF SOUTH DAKOTA)

COUNTY OF JERAULD)

CERTIFICATE

We, Larry Olson, Lynn Horsley, Leo Channel, Fred Krohmer, Ronny Kopfmann the County Board of Canvassers in Jerauld County for the Primary Election held on June 05, 2012, hereby certify that the foregoing is a true abstract of the votes cast in the jurisdiction of Jerauld County, South Dakota, at the election as shown by the returns certified to the person in charge of the election.

Lynn Horsley
Leo Channel
Fred Krohmer
Ronny Kopfmann

Sworn to before me this 8th day of June, 2012.

Cindy Peterson

Cindy Peterson, County Auditor
Jerauld County, South Dakota

SEAL

Primary Election - June 05, 2012
 Jerauld County

		REP						DEM		
		Presidential Delegates and Alternates			State Senator - 20			States Attorney - Jerauld		United States Representative
	to be Uncommitted	19	6.35%							
	Ron Paul	25	8.36%							
	Mitt Romney	198	66.22%							
	Rick Santorum	46	15.38%							
	Newt Gingrich	11	3.68%							
	Total	299								
	Mike Vehle	236	79.19%							
	Steve "Sibby" Sibson	62	20.81%							
	Total	298								
	Casey N. Bridgman	150	39.47%							
	Dedrich (Deach) Koch	230	60.53%							
	Total	380								
	Jeff Barth									
Total		34	20.86%							

	DEM	
	United States Representative	
	Matt Varilek	
	<i>Total</i>	
Total	129 79.14%	163

		REP											
		Presidential Delegates and Alternates					State Senator - 20			States Attorney - Jerauld			
	to be Uncommitted	11	14	114	21	6	166	129	28	157	76	139	215
	Ron Paul	4	7	34	12	1	58	45	11	56	27	38	65
	Mitt Romney	1	1	21	3	2	28	26	11	37	19	22	41
	Rick Santorum	1	1	16	3	1	22	15	9	24	13	15	28
	Newt Gingrich	2	2	13	7	1	25	21	3	24	15	16	31
	<i>Total</i>	19	25	198	46	11	299	236	62	298	150	230	380
	Mike Vehle												
	Steve "Sibby" Sibson												
	<i>Total</i>												
	Casey N. Bridgman												
	Dedrich (Deach) Koch												
	<i>Total</i>												

		DEM		
		United States Representative		
	Jeff Barth	19	73	92
	Matt Varilek	3	17	20
	<i>Total</i>	5	17	22
		2	12	14
		5	10	15
	<i>Total</i>	34	129	163

STATE OF SOUTH DAKOTA)
)
COUNTY OF JONES)

CERTIFICATE

We, Helen Louder, Monte B. Anker, Pressler S. Seymour, the County Board of Canvassers in Jones County for the Primary Election held on June 05, 2012, hereby certify that the foregoing is a true abstract of the votes cast in the jurisdiction of Jones County, South Dakota, at the election as shown by the returns certified to the person in charge of the election.

Helen Louder

Monte B Anker

Pressler S Seymour

Sworn to before me this 7 day of June, 2012.

John Brunskill
John Brunskill, County Auditor
Jones County, South Dakota

SEAL

	REP		DEM		
	County Commissioner - District 2		United States Representative		
	Steven W. Wan	<i>Total</i>	Jeff Barth	Matt Variek	<i>Total</i>
	94	130	14	21	35
	72.31%		40.00%	60.00%	
Total					

		REP										County				
		Presidential Delegates and Alternates					County Treasurer - Jones					Commissi				
	to be Uncommitted															
	Ron Paul															
	Mitt Romney															
	Rick Santorum															
	Newt Gingrich															
	Total															
	Beth Feddersen															
	Kimberly Djodjic															
	Diana (Dee) Hendricks															
	Elaine Buxcel															
	Robin Stoner															
	Total															
	Pressler S. Seymour															
#1		3	8	78	16	2	107	68	6	3	3	37	117	0		
#3		6	7	92	6	10	121	63	6	8	6	46	129	36		
#5		11	8	45	4	3	71	29	22	13	4	11	79	0		
Total		20	23	215	26	15	299	160	34	24	13	94	325	36		

		DEM		
		United States Representative		
	Jeff Barth			
	Matt Varilek			
	Total			
#1		2	6	8
#3		3	6	9
#5		9	9	18
Total		14	21	35

	REP	
	County Commissioner - District 2	
	Steven W. Iwan	Total
#1	0	0
#3	94	130
#5	0	0
Total	94	130

STATE OF SOUTH DAKOTA)
)
COUNTY OF KINGSBURY)

CERTIFICATE

We, Joe Jensen, Roger Lee, Audrey Lembke, Shelley Nelson, Roger Walls the County Board of Canvassers in Kingsbury County for the Primary Election held on June 05, 2012, hereby certify that the foregoing is a true abstract of the votes cast in the jurisdiction of Kingsbury County, South Dakota, at the election as shown by the returns certified to the person in charge of the election.

Audrey A Lembke

Roger Lee

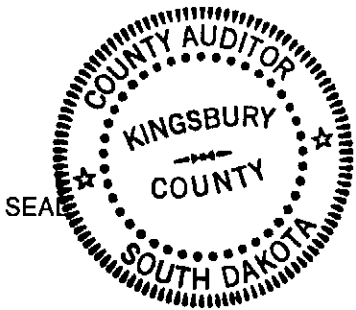
Shelley R Nelson

Roger Walls

Joe D. Jensen

Sworn to before me this 7 day of June, 2012.

Jennifer Albrecht
Jennifer Albrecht, County Auditor
Kingsbury County, South Dakota



June 06, 2012

Primary Election - June 05, 2012
Kingsbury County

	REP		DEM	
	Presidential Delegates and Alternates			
	State Representative - 22			
	United States Representative			
	to be Uncommitted			
	Ron Paul			
	Mitt Romney			
	Rick Santorum			
	Newt Gingrich			
	Total			
	David McGirr			
	Dick Werner			
	Jay B.K. Slater			
	Total			
	Jeff Barth			
	Matt Varilek			
	Total			
Total	30 6.83%	71 16.17%	264 60.14%	55 12.53%
		19 4.33%	439	93 14.03%
			134 20.21%	436 65.76%
			663	76 25.42%
			223 74.58%	289

DEN	
State Representative - 22	
Doug Kazmerzak	267 53.77%
Dale Hargens	86 17.99%
Peggy Gibson	135 28.24%
Total	478

		REP				State Representative - 22				
		Presidential Delegates and Alternates								
	to be Uncommitted									
	Ron Paul									
	Mitt Romney									
	Rick Santorum									
	Newt Gingrich									
	Total									
	David McGirr									
	Dick Werner									
	Jay B.K. Slater									
	Total									
Lake Preston Precinct	0	16	32	3	7	58	11	19	58	88
Oldham Precinct	1	3	21	4	1	30	7	6	22	35
Proquois Precinct	4	0	19	5	0	28	5	13	23	41
Badger Precinct	1	6	18	7	3	35	8	12	25	45
Arlington Precinct	4	8	32	10	0	54	28	31	35	94
DeSmet Precinct	20	38	142	26	8	234	34	53	273	360
Total	30	71	264	55	19	439	93	134	436	663

		DEM				State Representative - 22				
		United States Representative								
	Jeff Barth									
	Matt Varilek									
	Total									
	Doug Kazmerzak									
	Dale Hargens									
	Peggy Gibson									
	Total									
Lake Preston Precinct	7	27	34	37	11	10	10	58		
Oldham Precinct	4	24	28	26	3	10	10	39		
Proquois Precinct	8	19	27	16	13	21	21	50		
Badger Precinct	7	30	37	35	6	10	10	51		
Arlington Precinct	21	61	82	60	39	38	38	137		
DeSmet Precinct	29	62	91	83	14	46	46	143		
Total	76	223	299	257	86	135	135	478		

STATE OF SOUTH DAKOTA)
)
COUNTY OF LAKE)

CERTIFICATE

We, Dan Bohl, Chris Giles, Roger Hageman, and Kelli Wollmann the County Board of Canvassers in Lake County for the Primary Election held on June 05, 2012, hereby certify that the foregoing is a true abstract of the votes cast in the jurisdiction of Lake County, South Dakota, at the election as shown by the returns certified to the person in charge of the election.

Roger Hageman
Dan Bohl
Kelli Wollmann
Chris L. Giles

Sworn to before me this 7 day of June, 2012.



SEAL

Roberta Janke
Roberta Janke, County Auditor
Lake County, South Dakota


		REP					
		Presidential Delegates and Alternates					
		to be Uncommitted	Ron Paul	Mitt Romney	Rick Santorum	Newt Gingrich	Total
Chester		3	5	19	2	1	30
Wentworth		2	5	11	2	0	20
Nunda		1	6	6	1	0	14
Concord		0	1	10	4	0	15
Herman		1	1	16	0	0	18
Farmington		0	3	11	0	1	15
Lakeview		1	3	17	3	1	25
Ward 1 Precinct 1		7	15	109	10	4	145
Ward 2 Precinct 1		0	3	31	2	0	36
Ward 3 Precinct 1		2	4	14	1	3	24
Total		17	46	244	25	10	342


		DEM		
		United States Representative		
		Jeff Barth	Matt Varilek	Total
Chester		7	28	35
Wentworth		1	21	22
Nunda		2	13	15
Concord		10	14	24
Herman		8	23	31
Farmington		3	11	14
Lakeview		11	19	30
Ward 1 Precinct 1		25	86	111
Ward 2 Precinct 1		15	56	71
Ward 3 Precinct 1		10	41	51
Total		92	312	404

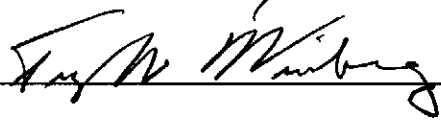
STATE OF SOUTH DAKOTA)
)
COUNTY OF LAWRENCE)

CERTIFICATE


We, Robert Ewing, Daryl Johnson, and Terry Weisenberg the County Board of Canvassers in Lawrence County for the Primary Election held on June 05, 2012, hereby certify that the foregoing is a true abstract of the votes cast in the jurisdiction of Lawrence County, South Dakota, at the election as shown by the returns certified to the person in charge of the election.







Sworn to before me this 7 day of June, 2012



Connie Atkinson, County Auditor
Lawrence County, South Dakota



June 06, 2012

Primary Election - June 05, 2012
Lawrence County

		REP	
		Presidential Delegates and Alternates	
		State Senator - 31	
		State Representative - 31	
	to be Uncommitted	182	7.48%
	Ron Paul	326	13.40%
	Mitt Romney	1,630	67.02%
	Rick Santorum	191	7.85%
	Newt Gingrich	103	4.24%
	Total	2,432	
	Bob Ewing	1,602	62.04%
	Thomas R. Nelson	980	37.96%
	Total	2,582	
	Timothy R. Johns	1,169	25.06%
	Gary L. Coe	952	20.41%
	John E. Teupel	1,077	23.09%
	Fred W. Romkema	1,467	31.45%
Total		182	7.48%

	REP		DEM		NON								
State Representative - 31	County Commissioner At Large - Lawrence		United States Representative		School Board Member - 46-1								
Total	4,665	1,748 41.68%	511 12.18%	325 7.75%	1,610 38.39%	4,194	246 32.84%	503 67.16%	749	118 23.69%	102 20.48%	114 22.89%	81 16.27%
		Daryl D. Johnson	Steve Rosenberger	Robert Romanov	Terry W. Weisenberg	Total	Jeff Barth	Matt Varilek	Total	Shelli Grinager	Curtis Johnson	Don Williamson	Chad Legner
Total	4,665	1,748 41.68%	511 12.18%	325 7.75%	1,610 38.39%	4,194	246 32.84%	503 67.16%	749	118 23.69%	102 20.48%	114 22.89%	81 16.27%

		NON	
		School Board Member - 46-1	
		Alderman - Spearfish, Ward 1	
	Rod A. Martens		
	<i>Total</i>		
	Terri L. Weber		
	Mary Morgan		
	<i>Total</i>		
Total	83 16.67%	498 47.73%	396 52.27%

		REP				State Senator - 31			State Representative - 31				
		Presidential Delegates and Alternates				State Senator - 31			State Representative - 31				
	to be Uncommitted												
	Ron Paul												
	Mitt Romney												
	Rick Santorum												
	New t Gingrich												
	Total												
	Bob Ewing												
	Thomas R. Nelson												
	Total												
	Timothy R. Johns												
	Gary L. Coe												
	John E. Teupel												
	Fred W. Romkema												
Spearfish Ward 1	18	31	143	14	14	220	160	76	236	72	77	116	160
Spearfish Ward 2	17	22	153	18	10	220	138	89	227	78	106	95	149
Spearfish Ward 3	19	42	235	30	15	341	239	111	350	115	141	151	232
Lead	20	51	105	25	9	210	132	110	242	174	68	80	102
Deadw ood	15	21	66	8	6	116	55	74	129	95	30	46	64
Nemo	2	10	29	2	3	46	27	16	43	18	12	23	21
Rural #1	9	30	133	9	12	193	99	106	205	135	82	74	90
St Onge	5	17	55	18	2	97	70	30	100	35	51	40	52
Whitew ood	15	25	95	12	6	153	96	68	164	72	81	68	73
Rural #2	34	43	307	28	11	423	333	117	450	170	175	197	270
Absentee Precinct	28	34	309	27	15	413	253	183	436	205	129	187	254
Total	182	326	1,630	191	103	2,432	1,602	980	2,582	1,169	952	1,077	1,467

DEM		United States Representative	
	Jeff Barth		
	Matt Varilek		
	Total		

Spearfish Ward 1	29	62	91
Spearfish Ward 2	32	65	97
Spearfish Ward 3	30	61	91
Lead	50	67	117
Deadw ood	15	34	49
Nemo	10	12	22
Rural #1	13	37	50
St Onge	8	12	20
Whitew ood	14	36	50
Rural #2	19	49	68
Absentee Precinct	26	68	94
Total	246	503	749

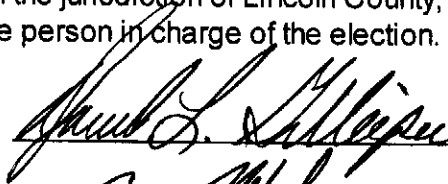
		REP					
		County Commissioner At Large - Lawrence					
	State Representative	Daryl D. Johnson	Steve Rosenberger	Robert Romanov	Terry W. Weisenberg	Total	
	<i>Total</i>						
Spearfish Ward 1	425	179	35	21	140	375	
Spearfish Ward 2	428	181	33	29	143	386	
Spearfish Ward 3	639	249	62	41	209	561	
Lead	424	131	44	20	191	386	
Deadwood	235	88	21	16	96	221	
Nemo	74	21	14	10	24	69	
Rural #1	381	130	54	20	139	343	
St Onge	178	58	28	23	62	171	
Whitewood	294	109	41	26	70	246	
Rural #2	812	307	101	65	249	722	
Absentee Precinct	775	295	78	54	287	714	
Total	4,665	1,748	511	325	1,610	4,194	


		NON					Alderman - Spearfish, Ward 1			
		School Board Member - 46-1								
		Shelli Grinager								
		Curtis Johnson								
		Don Williamson								
		Chad Legner								
		Rod A. Martens								
		Total								
		Terri L. Weber				167		171		338
		Mary Morgan				0		0		0
		Total				167		171		338
Spearfish Ward 1										
Rural #1										
Whitewood										
Absentee Precinct										
Total						498	189	207		396


STATE OF SOUTH DAKOTA)
)
COUNTY OF LINCOLN)


CERTIFICATE

We, Dennis Weeldreyer, Jim Schmidt, Jason Melcher, ~~Dale Long~~, David Gillespie the County Board of Canvassers in Lincoln County for the Primary Election held on June 05, 2012, hereby certify that the foregoing is a true abstract of the votes cast in the jurisdiction of Lincoln County, South Dakota, at the election as shown by the returns certified to the person in charge of the election.









Sworn to before me this 7th day of June, 2012.



Paula Feucht, County Auditor
Lincoln County, South Dakota

SEAL

June 06, 2012

Primary Election - June 05, 2012
Lincoln County

		REP	
		Presidential Delegates and Alternates	
		State Senator - 06	
		State Representative - 06	
	to be Uncommitted	165	5.14%
	Ron Paul	336	10.46%
	Mitt Romney	2,248	70.01%
	Rick Santorum	362	11.27%
	Newt Gingrich	100	3.11%
	Total	3,211	
	Ernie Otten Jr.	772	58.93%
	Gene Abdallah	538	41.07%
	Total	1,310	
	Jason Long	380	16.59%
	Isaac Latterell	808	35.27%
	June Nusz	494	21.56%
	Herman Otten	609	26.58%
Total			

		REP	
State Representative - 06	State Senator - 12		State Representative - 13
	State Representative - 16		
Total	2,291	86	250
		25.60%	74.40%
		336	
		361	956
		20.53%	54.38%
		441	441
		25.09%	25.09%
		1,758	
		58	529
		5.29%	48.27%
		155	155
		14.14%	14.14%
		354	354
		32.30%	32.30%
		1,096	
			1,096

		REP		DEM	
States Attorney - Lincoln	Scott B Carlson	983	32.41%		
	Thomas R. Wollman	2,050	67.59%		
	Total	3,033			
County Coroner - Lincoln	Gale J Horan	491	22.60%		
	John D. Anderson	1,682	77.40%		
	Total	2,173			
Precinct Committeeman - Precinct Sioux Falls 1-11	Drew Christopher Duncan	70	34.31%		
	Manford J. (Manny) Steele	134	65.69%		
	Total	204			
Precinct Committeeman - Precinct Sioux Falls 1-14	Eric M. Fahrendorf	12	44.44%		
	James Kirk	15	55.56%		
	Total	27			
United States Representative	Jeff Barth	336	28.79%		
Total		983	32.41%		

	DBM	
	United States Representative	
	Matt Varilek	Total
Total	831 71.21%	1,167

	RBP						State Senator - 06		State Representative - 06				
	to be Uncommitted	Ron Paul	Mitt Romney	Rick Santorum	Newt Gingrich	Total	Ernie Otten Jr.	Gene Abdallah	Total	Jason Long	Isaac Latterell	June Nusz	Herman Otten
Hudson/Elden Township	3	5	13	5	5	0	0	0	0	0	0	0	0
Norway Township	3	1	14	8	8	0	0	0	0	0	0	0	0
Berestford/Peasant/Brooklyn	3	4	24	7	7	2	0	0	0	0	0	0	0
Highland/Canton Township	5	14	56	9	9	8	0	0	0	0	0	0	0
Canton 1, 2, 3	10	17	81	30	30	4	0	0	0	0	0	0	0
Canton 4 & 5	6	11	72	11	11	2	0	0	0	0	0	0	0
Lincoln Township	0	0	4	7	7	1	0	0	0	0	0	0	0
Delaware Township	0	1	8	2	2	0	0	0	0	0	0	0	0
Worthing/Lynn Township	1	12	25	12	12	4	0	0	0	0	0	0	0
Perry Township	2	9	40	11	11	3	42	26	68	7	37	39	38
Grant Township	1	6	22	6	6	1	18	22	40	6	18	28	20
Lennox City	13	21	75	27	27	2	80	72	152	21	74	84	83
Dayton Township	0	8	34	7	7	1	0	0	0	0	0	0	0
LaValley Township	1	4	24	4	4	3	18	21	39	17	18	14	10
Harrisburg	9	15	116	22	22	6	91	83	174	68	121	56	57
Springdale Township	4	18	118	16	16	3	98	70	168	79	74	87	50
Fairview Inc/Fairview Township	2	3	7	6	6	1	0	0	0	0	0	0	0
Delapre Township	3	13	98	17	17	3	134	101	139	41	90	45	74
Tea City	16	24	131	22	22	10	203	134	206	44	106	66	165
Sioux Falls 1-14	4	11	24	7	7	1	47	31	48	14	43	12	14
Sioux Falls 1-13	0	8	28	8	8	2	46	32	43	14	36	6	16
Sioux Falls 1-12	10	20	89	13	13	2	134	0	0	0	0	0	0
Sioux Falls 1-11	11	17	176	18	18	3	225	0	0	0	0	0	0
Sioux Falls 1-16	2	5	28	4	4	1	40	33	46	10	40	8	15
Sioux Falls 2-10	9	28	333	20	20	10	400	0	0	0	0	0	0
Sioux Falls 2-11	25	18	289	23	23	7	362	0	0	0	0	0	0
Sioux Falls 2-12	6	13	103	8	8	6	136	0	0	0	0	0	0
Sioux Falls 2-13	10	21	125	25	25	11	192	94	187	59	151	49	67
Sioux Falls 2-15	6	9	91	7	7	3	116	0	0	0	0	0	0
Total	165	336	2,248	362	100	3,211	772	538	1,310	380	808	494	609

	REP															
	State Representative - 06	State Senator - 12			State Representative - 13			State Representative - 16								
	Scott Bartlett	Mark Johnston	Total	Frank Alvine	G. Mark Mickelson	Steve Westra	Total	Don Lantis	Jim Bolin	Patty Miller	Kevin D. Jensen	Total				
Hudson/Eden Township	0	0	0	0	0	0	0	0	3	19	10	15	47			
Norway Township	0	0	0	0	0	0	0	0	3	27	7	12	49			
Beresford/Peasant/Brooklyn	0	0	0	0	0	0	0	0	4	39	12	23	78			
Holland/Canton Township	0	0	0	0	0	0	0	0	11	84	21	51	167			
Canton 1,2,3	0	0	0	0	0	0	0	0	15	136	47	92	290			
Canton 4 & 5	0	0	0	0	0	0	0	0	9	100	29	67	205			
Lincoln Township	0	0	0	0	0	0	0	0	2	10	3	3	18			
Delaware Township	0	0	0	0	0	0	0	0	2	11	2	9	24			
Worthing/Lynn Township	0	0	0	0	0	0	0	0	8	46	6	40	100			
Perry Township	121	0	0	0	0	0	0	0	0	0	0	0	0			
Grant Township	72	0	0	0	0	0	0	0	0	0	0	0	0			
Lennox City	262	0	0	0	0	0	0	0	0	0	0	0	0			
Dayton Township	0	0	0	0	0	0	0	0	1	40	13	33	87			
Lakely Township	59	0	0	0	0	0	0	0	0	0	0	0	0			
Fairburg	302	0	0	0	0	0	0	0	0	0	0	0	0			
Springdale Township	290	0	0	0	0	0	0	0	0	0	0	0	0			
Fairview Inc/Fairview Township	0	0	0	0	0	0	0	0	0	17	5	9	31			
Delapre Township	250	0	0	0	0	0	0	0	0	0	0	0	0			
Tea City	381	0	0	0	0	0	0	0	0	0	0	0	0			
Sioux Falls 1-14	83	0	0	0	0	0	0	0	0	0	0	0	0			
Sioux Falls 1-13	72	0	0	0	0	0	0	0	0	0	0	0	0			
Sioux Falls 1-12	0	27	98	0	0	0	0	0	0	0	0	0	0			
Sioux Falls 1-11	0	59	152	0	0	0	0	0	0	0	0	0	0			
Sioux Falls 1-16	73	0	0	0	0	0	0	0	0	0	0	0	0			
Sioux Falls 2-10	0	0	0	0	0	0	0	0	0	151	0	0	0			
Sioux Falls 2-11	0	0	0	0	0	0	0	0	0	677	0	0	0			
Sioux Falls 2-12	0	0	0	0	0	0	0	0	0	182	0	0	0			
Sioux Falls 2-13	326	0	0	0	0	0	0	0	0	842	0	0	0			
Sioux Falls 2-15	0	0	0	0	0	0	0	0	0	250	0	0	0			
Total	2,291	86	250	336	361	956	441	1,758	58	529	155	354	1,096			


	States Attorney - Lincoln			County Coroner - Lincoln			Precinct Committeeman - Precinct Sioux Falls 1-11			Precinct Committeeman - Precinct Sioux Falls 1-14		
	Scott B Carlson	Thomas R. Wollman	Total	Gale J Horan	John D. Anderson	Total	Drew Christopher Duncan	Manford J. (Manny) Steele	Total	Eric M. Fahrendorf	James Kirk	Total
Hudson/Elen Township	7	17	24	6	16	22	0	0	0	0	0	0
Norway Township	6	19	25	2	25	27	0	0	0	0	0	0
Beresford/Pleasant/Brooklyn	9	32	41	9	25	34	0	0	0	0	0	0
Highland/Canton Township	29	60	89	14	80	94	0	0	0	0	0	0
Canton 1,2,3	51	107	158	18	141	159	0	0	0	0	0	0
Canton 4 & 5	32	78	110	6	109	115	0	0	0	0	0	0
Lincoln Township	1	12	13	3	9	12	0	0	0	0	0	0
Delaware Township	3	11	14	0	13	13	0	0	0	0	0	0
Worthing/Lynn Township	14	42	56	7	41	48	0	0	0	0	0	0
Perry Township	11	56	67	9	47	56	0	0	0	0	0	0
Grant Township	5	31	36	4	28	32	0	0	0	0	0	0
Lennox City	40	94	134	20	88	108	0	0	0	0	0	0
Dayton Township	14	34	48	5	37	42	0	0	0	0	0	0
LaValley Township	11	26	37	7	21	28	0	0	0	0	0	0
Harrisburg	53	101	154	42	75	117	0	0	0	0	0	0
Springdale Township	61	96	157	32	82	114	0	0	0	0	0	0
Fairview Inc/Fairview Township	6	11	17	0	18	18	0	0	0	0	0	0
Delapre Township	35	83	118	16	65	81	0	0	0	0	0	0
Tea City	51	139	190	33	100	133	0	0	0	0	0	0
Sioux Falls 1-14	18	19	37	11	14	25	0	0	0	12	15	27
Sioux Falls 1-13	17	22	39	12	15	27	0	0	0	0	0	0
Sioux Falls 1-12	41	84	125	21	55	76	0	0	0	0	0	0
Sioux Falls 1-11	60	164	224	40	97	137	70	134	204	0	0	0
Sioux Falls 1-16	12	23	35	12	13	25	0	0	0	0	0	0
Sioux Falls 2-10	118	240	358	54	146	200	0	0	0	0	0	0
Sioux Falls 2-11	112	212	324	45	147	192	0	0	0	0	0	0
Sioux Falls 2-12	54	70	124	25	49	74	0	0	0	0	0	0
Sioux Falls 2-13	62	104	166	30	76	106	0	0	0	0	0	0
Sioux Falls 2-15	50	63	113	8	50	58	0	0	0	0	0	0
Total	983	2,050	3,033	491	1,682	2,173	70	134	204	12	15	27

		DEM		
		United States Representative		
		Jeff Barth	Matt Varilek	Total
Hudson/Eden Township		4	27	31
Norway Township		2	11	13
Berestford/Pleasant/Brooklyn		8	18	26
Highland/Canton Township		8	14	22
Canton 1, 2, 3		23	46	69
Canton 4 & 5		19	43	62
Lincoln Township		0	7	7
Delaware Township		0	4	4
Worthing/Lynn Township		8	10	18
Perry Township		1	12	13
Grant Township		3	7	10
Lennox City		15	40	55
Dayton Township		8	21	29
LaValley Township		3	12	15
Harrisburg		26	45	71
Springdale Township		11	36	47
Fairview Inc/Fairview Township		2	6	8
Delapre Township		12	28	40
Tea City		21	31	52
Sioux Falls 1-14		5	13	18
Sioux Falls 1-13		2	12	14
Sioux Falls 1-12		26	52	78
Sioux Falls 1-11		21	82	103
Sioux Falls 1-16		5	11	16
Sioux Falls 2-10		29	57	86
Sioux Falls 2-11		24	63	87
Sioux Falls 2-12		16	39	55
Sioux Falls 2-13		21	60	81
Sioux Falls 2-15		13	24	37
Total		336	831	1,167


STATE OF SOUTH DAKOTA)
)
COUNTY OF LYMAN)

CERTIFICATE

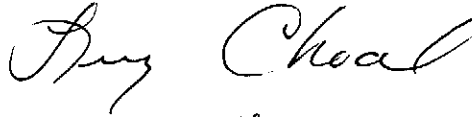
We, Ryan Huffman, Eugene Mertens, Steve Perry, Kim Halverson and Leroy Choal the County Board of Canvassers in Lyman County for the Primary Election held on June 05, 2012, hereby certify that the foregoing is a true abstract of the votes cast in the jurisdiction of Lyman County, South Dakota, at the election as shown by the returns certified to the person in charge of the election.











Sworn to before me this 7th day of JUNE, 2012.



Pam Michalek, County Auditor
Lyman County, South Dakota

SEAL

		REP						DEM						
		Presidential Delegates and Alternates				County Commissioner At Large - Lyman				United States Representative				
	to be Uncommitted	14	38	214	41	12	319	202	80	198	140	620	23	106
	Ron Paul	4.39%	11.91%	67.08%	12.85%	3.76%		32.58%	12.90%	31.94%	22.58%		17.83%	82.17%
	Mitt Romney													
	Rick Santorum													
	Newt Gingrich													
	Total													
	Leroy Choad													
	Robert T. Christensen													
	Adam Ehlers													
	Monte Diehm													
	Total													
	Jeff Barth													
	Matt Varilek													
Total		14	38	214	41	12	319	202	80	198	140	620	23	106
		4.39%	11.91%	67.08%	12.85%	3.76%		32.58%	12.90%	31.94%	22.58%		17.83%	82.17%

		DEM
		United States Represent
	<i>Total</i>	
<i>Total</i>		129

		REP						County Commissioner At Large - Lyman				
		Presidential Delegates and Alternates										
		to be Uncommitted	Ron Paul	Mitt Romney	Rick Santorum	Newt Gingrich	Total	Leroy Choad	Robert T. Christensen	Adam Ehlers	Monte Diehm	Total
#01 IONA	0	1	4	3	0	8	4	2	1	3	10	
#04 OACOMA	0	2	35	3	2	42	39	11	9	7	66	
#06 RELANCE	2	3	26	4	0	35	32	6	14	12	64	
#07 LOWER BRULE	0	1	1	0	0	2	2	2	0	0	4	
#09 KENNEBEC	1	8	58	11	6	84	65	23	57	31	176	
#12 FRESHO	11	16	66	13	4	110	38	35	95	60	228	
#13 VVIAN	0	7	24	7	0	38	22	1	22	27	72	
Total	14	38	214	41	12	319	202	80	198	140	620	

		DEM		
		United States Representative		
		Jeff Barth	Matt Varilek	Total
#01 IONA	2	11	13	13
#04 OACOMA	6	21	27	27
#06 RELANCE	1	13	14	14
#07 LOWER BRULE	3	13	16	16
#09 KENNEBEC	3	17	20	20
#12 FRESHO	5	23	28	28
#13 VVIAN	3	8	11	11
Total	23	106	129	

STATE OF SOUTH DAKOTA)
)
COUNTY OF MARSHALL)

CERTIFICATE

We, Douglas Medhaug, Myles DeVine, Paul Symens, Lyle Michlitsch, and Ralph Skare, the County Board of Canvassers in Marshall County for the Primary Election held on June 05, 2012, hereby certify that the foregoing is a true abstract of the votes cast in the jurisdiction of Marshall County, South Dakota, at the election as shown by the returns certified to the person in charge of the election.

Douglas Medhaug
Myles DeVine
Paul Symens
Lyle Michlitsch
Ralph D. Skare

Sworn to before me this 7th day of June, 2012.

Megan Biel

Megan Biel, County Auditor
Marshall County, South Dakota

SEAL

June 05, 2012

Primary Election - June 05, 2012
Marshall County

	REP		DEM								
	Presidential Delegates and Alternates		United States Representative								
	to be Uncommitted										
	Ron Paul										
	Mitt Romney										
	Rick Santorum										
	Newt Gingrich										
	Total										
	Jeff Barth										
	Matt Varilek										
	Total										
Total	6 4.65%	8 6.20%	83 64.34%	23 17.83%	9 6.98%			129 18.73%	47 18.73%	204 81.27%	251

		REP					
		Presidential Delegates and Alternates					
		to be Uncommitted	Ron Paul	Mitt Romney	Rick Santorum	Newt Gingrich	Total
Fun After Fifty	1	0	19	0	3	23	
Community Bldg	0	2	6	4	0	12	
Community Bldg 3 & Miller	0	0	6	2	0	8	
Langford Area	2	1	15	4	2	24	
Veblen Area	2	1	7	1	0	11	
Lake City Area	0	1	10	3	0	14	
Eden Area	0	1	11	3	0	15	
P Valley, White, Victor	0	1	6	3	3	13	
Britton Twps	1	1	3	3	1	9	
Total	6	8	83	23	9	129	

		DEM		
		United States Representative		
		Jeff Barth	Matt Varilek	Total
Fun After Fifty	2	27	29	
Community Bldg	1	14	15	
Community Bldg 3 & Miller	4	26	30	
Langford Area	12	45	57	
Veblen Area	4	14	18	
Lake City Area	8	22	30	
Eden Area	8	16	24	
P Valley, White, Victor	4	10	14	
Britton Twps	4	30	34	
Total	47	204	251	

STATE OF SOUTH DAKOTA)
)
COUNTY OF MCCOOK)

CERTIFICATE

We, Sheldon Butzke, Ron Scharffenberg, Marc Dick, Bill Smith, Ralph Dybdahl the County Board of Canvassers in McCook County for the Primary Election held on June 05, 2012, hereby certify that the foregoing is a true abstract of the votes cast in the jurisdiction of McCook County, South Dakota, at the election as shown by the returns certified to the person in charge of the election.

Sheldon Butzke
Ron Scharffenberg
Ralph Dybdahl
William L Smith
Marc Dick

Sworn to before me this 7th day of June, 2012.

Geraldyn Sherman
Geraldyn Sherman, County Auditor
McCook County, South Dakota



Primary Election - June 05, 2012
McCook County

		Presidential Delegates and Alternates					State Representative - 19					States Attorney - McCook													
							REP																		
	to be Uncommitted	32	7.41%																						
	Ron Paul	68	15.74%																						
	Mitt Romney	243	56.25%																						
	Rick Santorum	70	16.20%																						
	Newt Gingrich	19	4.40%																						
	Total	432																							
	Kyle Schoenfish	120	16.17%																						
	Stace Nelson	341	45.96%																						
	J.E. "Jim" Putnam	100	13.48%																						
	Roger Hofer	181	24.39%																						
	Total	742																							
	Mike C. Fink	266	54.73%																						
	Roger R. Gerlach	220	45.27%																						
Total		32	7.41%	68	15.74%	243	56.25%	70	16.20%	19	4.40%	432	120	16.17%	341	45.96%	100	13.48%	181	24.39%	742	266	54.73%	220	45.27%

	REP	DEM	Referendum 1: Ordinance Amending Section 7.05 of Title 7 Adding Subsection 7.05.13(a)		
States Attorney - McCrack		United States Representative			
	Jeff Barth	Matt Varilek	Yes	No	Total
			152 48.87%	159 51.13%	311
Total	486	272			
	76 27.94%	196 72.06%			

Referendum 1: Ordinance Amending Section 7.05 of Title 7 Address Subsection 7.05.12 to		
Yes	No	Total
152	159	311
Total	152	159
		311

		REP													
		Presidential Delegates and Alternates					State Representative - 19					States Attorney - McCook			
	to be Uncommitted														
	Ron Paul														
	Mitt Romney														
	Rick Santorum														
	Newt Gingrich														
	Total														
	Kyle Schoenfish														
	Stace Nelson														
	J.E. "Jim" Putnam														
	Roger Hofer														
	Total														
	Mike C. Fink														
	Roger R. Gerlach														
Montrose Area	3	13	18	8	6	48	13	40	9	13	75	28	23		
Spencer Area	2	8	13	2	2	27	10	31	5	3	49	9	22		
Cansioia Area	3	7	33	11	1	55	21	34	18	16	89	39	20		
Brngew ater Area	5	15	64	17	3	104	20	78	14	77	189	108	16		
Salem City	15	20	87	20	5	147	45	117	41	51	254	54	110		
Salem Area-Rural	4	5	28	12	2	51	11	41	13	21	86	28	29		
Total	32	68	243	70	19	432	120	341	100	181	742	266	220		

	REP
	States
	Attorney -
	MacCook
	Total
Montrose Area	51
Spencer Area	31
Canistota Area	59
Bridgewater Area	124
Salem City	164
Salem Area-Rural	57
Total	486

DEM			
United States Representative			
	Jeff Barth	Matt Varilek	Total
Montrose Area	19	36	55
Spencer Area	3	17	20
Canistota Area	5	19	24
Bridgewater Area	9	15	24
Salem City	34	81	115
Salem Area-Rural	6	28	34
Total	76	196	272

STATE OF SOUTH DAKOTA)
)
COUNTY OF MCPHERESON)

CERTIFICATE

We, Rick Beilke, Sid Feickert, Delmar Metzger, Jeff Neuharth, Dennis Wolff the County Board of Canvassers in McPherson County for the Primary Election held on June 05, 2012, hereby certify that the foregoing is a true abstract of the votes cast in the jurisdiction of McPherson County, South Dakota, at the election as shown by the returns certified to the person in charge of the election.

Sid Feickert

Rick Beilke

Jeff Neuharth

Delmar Metzger

Dennis Wolff

Sworn to before me this 7th day of June, 2012

Jason M. Gant

County Auditor's Office as Administered by Jason M. Gant, Secretary of State
McPherson County, South Dakota

(SEAL)

Primary Election - June 05, 2012
McPherson County

	REP		DEM		NON	
Presidential Delegates and Alternates	to be Uncommitted	14	4.64%			
	Ron Paul	27	8.94%			
	Mitt Romney	215	71.19%			
	Rick Santorum	43	14.24%			
	Newt Gingrich	3	0.99%			
	Total	302				
County Commissioner - District 4	James R Schumacher	58	70.73%			
	Colin L Hoffman	24	29.27%			
	Total	82				
United States Representative	Jeff Barth	35	39.33%			
	Matt Varilek	54	60.67%			
	Total	89				
School Board Member	Brian Hoffman	136	29.25%			
Total						

		REP					County Commissioner - District 4			
		to be Uncommitted	Ron Paul	Mitt Romney	Rick Santorum	Newt Gingrich	Total	James R Schumacher	Colin L Hoffman	Total
northeast leola	2		2	39	14	0	57	0	5	5
southeast leola	4		5	43	7	1	60	0	0	0
101	1		3	14	3	0	21	0	0	0
central	2		8	54	10	0	74	58	19	77
northwest	0		3	33	6	1	43	0	0	0
southwest	5		6	32	3	1	47	0	0	0
Total	14		27	215	43	3	302	58	24	82

		DEM		
		United States Representative		
		Jeff Barth	Matt Varilek	Total
northeast leola	13		19	32
southeast leola	12		15	27
101	2		5	7
central	3		2	5
northwest	2		7	9
southwest	3		6	9
Total	35		54	89

STATE OF SOUTH DAKOTA)
)
COUNTY OF MEADE)

CERTIFICATE

We, ALAN AKER, DOREEN ALLISON CREED, GARY CAMMACK, LINDA RAUSCH, ROBERT HEIDGERKEN the County Board of Canvassers in Meade County for the Primary Election held on June 05, 2012, hereby certify that the foregoing is a true abstract of the votes cast in the jurisdiction of Meade County, South Dakota, at the election as shown by the returns certified to the person in charge of the election.

Alan Aker

Robert Heidgerken

Linda Rausch

Sworn to before me this 7 day of June, 2012

Lisa Schieffer

Lisa Schieffer, County Auditor
Meade County, South Dakota



		REP	
County Commissioner - District 4		County Commissioner - District 2	
		Precinct Committeeman - Precinct Southeast Piedmont #13	
		Precinct Committeewoman - Precinct Viewfield #17	
Karin Mueller	130 26.42%	Robert E. Bertolotto	327 51.99%
Alan Aker	251 51.02%	Doreen Allison-Creed	302 48.01%
Curtis O. Nupen	111 22.56%	Talbot Wieczorek	35 33.33%
Total	492	David J. Eatherton	70 66.67%
		Total	106
		Chastity Julson	8 29.63%
		Lauren Albers	19 70.37%
		Total	27
Total	130 26.42%		

	DEM		NON	
United States Representative	Jeff Barth	176	29.14%	
	Matt Varilek	428	70.86%	
	Total	604		
School Board Member - 46-1	Shelli Grinager	905	20.51%	
	Curtis Johnson	777	17.61%	
	Don Williamson	1,076	24.39%	
	Chad Legner	843	19.11%	
	Rod A. Martens	811	18.38%	
	Total	4,412		
City Commissioner - Piedmont	John (Jack) L. Parks	77	48.13%	
	Bruce Hintzen	30	18.75%	
	Jeffery R. Kottwitz	53	33.13%	
	Total	160		
Total	176	428	604	160

	Presidential Delegates and Alternates					REP State Representative - 29					State Senator - 33		
	to be Uncommitted	Ron Paul	Mitt Romney	Rick Santorum	Newt Gingrich	Total	Gary L. Carmack	Dean Wink	David J. Eatherton	Total	Michael Buckingham	Phil Jensen	Total
Akali #6A	3	10	15	5	0	33	32	26	5	63	0	0	0
Base #23	0	1	13	1	1	16	2	4	2	8	0	0	0
Bear Butte #9	0	17	15	5	1	36	19	18	17	54	0	0	0
Black Hawk #14	4	12	44	9	3	72	0	0	0	0	28	41	69
Central Black Hawk #19	4	10	70	13	5	102	0	0	0	0	38	66	104
Central Sturgis #3	6	7	43	10	3	69	53	34	16	103	0	0	0
Chak Butte #27	3	11	34	3	0	51	50	47	14	111	0	0	0
East Piedmont #12	5	10	56	17	6	94	55	36	47	138	0	0	0
East Sturgis #1	5	9	40	6	4	64	58	53	23	134	0	0	0
EK Vale #21	1	7	11	4	0	23	16	8	7	31	0	0	0
Elsw orth #22	0	1	0	0	0	1	1	1	0	2	0	0	0
Elm Springs #18	0	14	12	4	1	31	17	26	12	55	0	0	0
Fairpoint #29	0	7	7	1	1	16	7	11	6	24	0	0	0
Faith #31	2	8	37	2	4	53	37	43	11	91	0	0	0
Harmony #8	3	21	37	2	4	67	44	42	28	114	0	0	0
Hereford #20	0	7	7	2	2	18	10	11	8	29	0	0	0
Marcus #41	1	13	8	1	0	23	7	20	9	36	0	0	0
Northeast Sturgis #1A	4	4	14	4	0	26	22	18	14	54	0	0	0
Northwest Sturgis #5	5	13	20	7	4	49	43	15	23	81	0	0	0
Piedmont #11	8	24	122	18	7	179	123	80	65	248	0	0	0
Pine #33	1	18	16	7	0	42	17	41	19	77	0	0	0
Red Owl #30	0	8	22	4	0	34	34	28	7	69	0	0	0
Rural Black Hawk #15	0	5	24	7	3	39	25	11	22	58	0	0	0
Rural Sturgis #7	6	10	39	5	5	65	50	49	19	118	0	0	0
South Sturgis #2A	5	13	26	3	3	50	42	29	18	89	0	0	0
Southeast Piedmont #13	5	15	78	25	8	131	80	48	69	198	0	0	0
Southeast Sturgis #2	8	21	97	15	6	147	122	80	51	253	0	0	0
Southwest Sturgis #4A	4	3	25	3	2	37	40	26	12	78	0	0	0
Sturgis #5A	6	6	31	2	4	49	39	31	20	90	0	0	0
Sulphur #35	1	8	10	3	1	23	15	13	8	36	0	0	0
Summerset #10	3	10	80	6	2	101	0	0	0	0	51	55	106
Tiford #6	7	23	64	14	4	112	88	54	54	196	0	0	0
Union #40	0	5	5	3	0	13	9	10	3	22	0	0	0
View field #17	1	3	16	6	2	28	23	18	8	49	0	0	0
West Black Hawk #16	6	8	61	8	2	85	0	0	0	0	25	59	84
West Elk Vale #24	1	10	10	7	0	28	4	7	21	32	0	0	0

	County Commissioner - District 4				County Commissioner - District 2			Precinct Committeeman - Precinct Southeast Piedmont #13		Precinct Committeewoman - Precinct Viewfield #17			
	Karin Mueller	Alan Aker	Curtis O. Nupen	Total	Robert E. Bertolotto	Doreen Allison-Creed	Total	Talbot Weczorek	David J. Eatherton	Total	Chastity Julson	Lauren Albers	Total
A Kill #6A	0	0	0	0	0	0	0	0	0	0	0	0	0
Base #23	0	0	0	0	0	0	0	0	0	0	0	0	0
Bear Butte #9	0	0	0	0	0	0	0	0	0	0	0	0	0
Black Hawk #14	0	0	0	0	0	0	0	0	0	0	0	0	0
Central Black Hawk #19	51	41	15	107	46	27	73	0	0	0	0	0	0
Central Sturgis #3	0	0	0	0	0	0	0	0	0	0	0	0	0
Chalk Butte #27	0	0	0	0	0	0	0	0	0	0	0	0	0
East Piedmont #12	0	0	0	0	0	0	0	0	0	0	0	0	0
East Sturgis #1	0	0	0	0	30	51	81	0	0	0	0	0	0
Bk Vale #21	0	0	0	0	0	0	0	0	0	0	0	0	0
Elsworth #22	0	0	0	0	0	0	0	0	0	0	0	0	0
Elm Springs #18	0	0	0	0	0	0	0	0	0	0	0	0	0
Fairpoint #29	0	0	0	0	0	0	0	0	0	0	0	0	0
Faith #31	0	0	0	0	0	0	0	0	0	0	0	0	0
Harmony #8	0	0	0	0	0	0	0	0	0	0	0	0	0
Hereford #20	0	0	0	0	0	0	0	0	0	0	0	0	0
Marcus #41	0	0	0	0	0	0	0	0	0	0	0	0	0
Northeast Sturgis #1A	0	0	0	0	13	18	31	0	0	0	0	0	0
Northwest Sturgis #5	0	0	0	0	0	0	0	0	0	0	0	0	0
Piedmont #11	34	103	53	190	0	0	0	0	0	0	0	0	0
Pine #33	0	0	0	0	0	0	0	0	0	0	0	0	0
Red Owl #30	0	0	0	0	0	0	0	0	0	0	0	0	0
Rural Black Hawk #15	0	0	0	0	0	0	0	0	0	0	0	0	0
Rural Black Hawk #15	6	1	5	12	0	0	0	0	0	0	0	0	0
Rural Sturgis #7	0	0	0	0	38	31	69	0	0	0	0	0	0
South Sturgis #2A	0	0	0	0	40	16	56	0	0	0	0	0	0
Southeast Piedmont #13	0	0	0	0	0	0	0	35	70	105	0	0	0
Southeast Sturgis #2	0	0	0	0	75	93	168	0	0	0	0	0	0
Southeast Sturgis #4A	0	0	0	0	30	20	50	0	0	0	0	0	0
Sturgis #5A	0	0	0	0	26	27	53	0	0	0	0	0	0
Sturgis #5A	0	0	0	0	0	0	0	0	0	0	0	0	0
Summer set #10	19	53	24	96	0	0	0	0	0	0	0	0	0
Tifford #6	0	0	0	0	0	0	0	0	0	0	0	0	0
Union #40	0	0	0	0	0	0	0	0	0	0	0	0	0
View field #17	0	0	0	0	0	0	0	0	0	0	0	0	0
West Black Hawk #16	20	53	14	87	0	0	0	0	0	0	0	0	0
West Bk Vale #24	0	0	0	0	0	0	0	0	0	0	0	0	0

		REP							
		Presidential Delegates and Alternates			State Representative - 29		State Senator - 33		
	to be Uncommitted	6	9	25	4	1	45		
	Ron Paul	0	1	7	6	2	16		
	Mitt Romney								
	Rick Santorum								
	Newt Gingrich								
	Total								
West Sturgis #4		114	382	1,241	242	91	2,070		
White Owl #25									
	Gary L. Cammack								
	Dean Wink								
	David J Eatherton								
	Total								
	Michael Buckingham								
	Phi Jensen								
	Total								
Total									

		REP	
	County Commissioner - District 4	County Commissioner - District 2	Precinct Committeeman - Precinct Southeast Piedmont #13
	Karin Mueller	Robert E. Bertolotto	Chastity Julson
	Alan Aker	Doreen Allison-Creed	Lauren Abers
	Curtis O. Nupen	<i>Total</i>	<i>Total</i>
	<i>Total</i>	Talbot Wieczorek	
West Sturgis #4	0	28	0
White Owl #25	0	19	0
	0	48	0
Total	130	327	36
	261	302	70
	111	629	106
	492		8
			19
			27

	DEM		
	United States Representative		
	Jeff Barth	Matt Vanilek	Total
Akai #6A	4	6	10
Base #23	0	1	1
Bear Butte #9	0	6	6
Black Hawk #14	12	11	23
Central Black Hawk #19	12	21	33
Central Sturgis #3	7	17	24
Chalk Butte #27	2	6	8
East Piedmont #12	8	14	22
East Sturgis #1	8	23	31
EK Vale #21	6	1	7
Elsworth #22	0	1	1
Elm Springs #18	1	4	5
Fairpoint #29	0	0	0
Faith #31	4	10	14
Harmony #8	2	15	17
Hereford #20	2	6	8
Marcus #41	0	1	1
Northeast Sturgis #1A	7	10	17
Northwest Sturgis #5	5	15	20
Piedmont #11	17	39	56
Pine #33	0	1	1
Red Owl #30	2	4	6
Rural Black Hawk #15	5	11	16
Rural Sturgis #7	7	20	27
South Sturgis #2A	6	25	31
Southeast Piedmont #13	12	28	40
Southeast Sturgis #2	13	29	42
Southwest Sturgis #4A	3	19	22
Sturgis #5A	3	16	19
Suphur #35	0	0	0
Summerseat #10	5	22	27
Tifford #6	7	9	16
Union #40	0	3	3
View field #17	1	4	5
West Black Hawk #16	6	11	17
West EK Vale #24	3	3	6

		DEM		
		United States Representative		
		Jeff Barth	Matt Variek	Total
West Sturgis #4		4	12	16
White Owl #25		2	4	6
Total		176	428	604

	School Board Member - 45-1					NON				City Commissioner - Piedmont				
	Shelli Grnager	Curtis Johnson	Don Williamson	Chad Legner	Rod A. Martens	Total	John (Jack) L. Parks	Bruce Hintzen	Jeffery R. Kottwitz	Total				
Alkali #6A	10	19	27	17	20	93	0	0	0	0	0	0	0	0
Bear Butte #9	16	16	20	15	15	82	0	0	0	0	0	0	0	0
Central Sturgis #3	33	33	40	57	30	193	0	0	0	0	0	0	0	0
Chalk Butte #27	36	23	19	28	27	132	0	0	0	0	0	0	0	0
East Piedmont #12	69	55	57	21	42	244	3	1	2	6	0	0	0	0
East Sturgis #1	46	28	56	59	35	224	0	0	0	0	0	0	0	0
EK Vale #21	1	2	1	2	0	6	0	0	0	0	0	0	0	0
Em Springs #18	7	15	10	8	17	57	0	0	0	0	0	0	0	0
Fairpoint #29	9	8	3	4	13	37	0	0	0	0	0	0	0	0
Faith #31	0	0	2	1	2	5	0	0	0	0	0	0	0	0
Harmony #8	35	28	51	51	41	206	0	0	0	0	0	0	0	0
Herford #20	10	9	14	6	12	51	0	0	0	0	0	0	0	0
Marcus #41	5	5	7	9	7	33	0	0	0	0	0	0	0	0
Northeast Sturgis #1A	21	21	25	18	15	100	0	0	0	0	0	0	0	0
Northwest Sturgis #5	39	23	43	31	29	161	0	0	0	0	0	0	0	0
Piedmont #11	126	113	138	51	106	534	48	12	36	94	0	0	0	0
Pine #33	16	7	17	10	11	61	0	0	0	0	0	0	0	0
Red Owl #30	14	8	13	19	8	62	0	0	0	0	0	0	0	0
Rural Black Hawk #15	24	11	18	9	16	78	0	0	0	0	0	0	0	0
Rural Sturgis #7	44	25	51	65	36	223	0	0	0	0	0	0	0	0
South Sturgis #2A	42	28	45	42	29	186	0	0	0	0	0	0	0	0
Southeast Piedmont #13	82	85	94	46	78	385	28	17	15	60	0	0	0	0
Southeast Sturgis #2	67	62	115	104	67	415	0	0	0	0	0	0	0	0
Southwest Sturgis #4A	28	21	41	25	24	139	0	0	0	0	0	0	0	0
Sturgis #5A	33	24	28	40	23	148	0	0	0	0	0	0	0	0
Suphur #35	2	1	4	3	1	11	0	0	0	0	0	0	0	0
Tiftord #6	55	60	73	53	57	298	0	0	0	0	0	0	0	0
Union #40	2	2	1	2	2	9	0	0	0	0	0	0	0	0
View Field #17	8	13	12	8	8	49	0	0	0	0	0	0	0	0
West Elk Vale #24	2	7	6	3	5	23	0	0	0	0	0	0	0	0
West Sturgis #4	20	19	35	24	26	126	0	0	0	0	0	0	0	0
White Owl #25	8	6	9	12	5	40	0	0	0	0	0	0	0	0
Total	906	777	1,076	843	811	4,412	77	30	53	160				

STATE OF SOUTH DAKOTA)
)
COUNTY OF MELLETTTE)

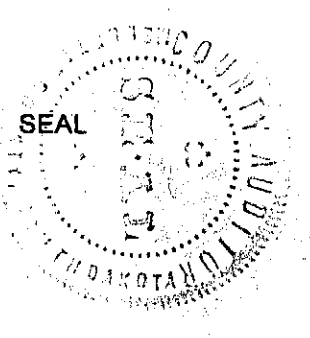
CERTIFICATE

We, Casey Krogman, Larry Ryno, Cecil Brandis Jr. the County Board of Canvassers in Mellette County for the Primary Election held on June 05, 2012, hereby certify that the foregoing is a true abstract of the votes cast in the jurisdiction of Mellette County, South Dakota, at the election as shown by the returns certified to the person in charge of the election.

Casey Krogman
Larry Ryno
Cecil Brandis Jr.

Sworn to before me this 7 day of June, 2012.

Jerry Schwarting
Jerry Schwarting, County Auditor
Mellette County, South Dakota



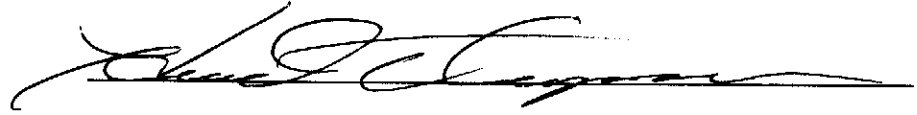


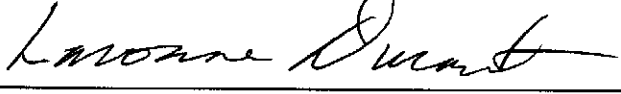

REP						
Presidential Delegates and Alternates						
	to be Uncommitted	Ron Paul	Mitt Romney	Rick Santorum	Newt Gingrich	Total
Central	0	0	10	4	0	20
East	0	1	8	1	3	13
West	0	4	11	5	2	22
White River	1	0	12	2	0	21
Total	1	17	41	12	5	76

DEM								
United States Representative			State Representative - 26A					
	Jeff Barth	Matt Varilek	Total	Troy Heinert	Calvin G Jones	Whitney A. Meek	Trent Poignee Sr.	Total
Central	9	10	19	9	0	2	8	19
East	5	15	20	7	1	10	2	20
West	4	14	18	10	2	1	11	24
White River	8	18	26	12	0	6	10	28
Total	26	57	83	38	3	19	31	91

STATE OF SOUTH DAKOTA)
)
COUNTY OF MINER)

CERTIFICATE

We, Heath Thompson, Roger Wentland, Patrick Maroney, Lavonne Durant, Donald Bowman the County Board of Canvassers in Miner County for the Primary Election held on June 05, 2012, hereby certify that the foregoing is a true abstract of the votes cast in the jurisdiction of Miner County, South Dakota, at the election as shown by the returns certified to the person in charge of the election.

Sworn to before me this 7th day of June, 2012.


Susan Connor, County Auditor
Miner County, South Dakota

SEAL

June 06, 2012

Primary Election - June 05, 2012
 Miner County

REP		DEM	
Presidential Delegates and Alternates		United States Representative	
to be Uncommitted	4 3.77%		
Ron Paul	17 16.04%		
Mitt Romney	63 59.43%		
Rick Santorum	15 14.15%		
Newt Gingrich	7 6.60%		
Total	106		
		Jeff Barth	45 28.13%
		Matt Varitek	115 71.88%
		Total	160
Total	4 3.77%		

		REP					
		Presidential Delegates and Alternates					
		to be Uncommitted	Ron Paul	Mitt Romney	Rick Santorum	Newt Gingrich	Total
Howard City Ward 1	0	1	10	0	0	2	13
Howard City Ward 2	0	2	9	4	1	1	16
Howard City Ward 3	0	0	5	2	0	0	7
Vernilion, Canova, Rock Creek-	0	4	5	1	0	0	10
Beaver, Clinton, Miner	1	4	8	0	2	2	15
Clearwater Howard Roswell Twp ps	1	4	9	3	0	0	17
Henden Adams Bellevue Grafton	1	1	3	4	2	2	11
Gr Valley Carriage Redstone Twp	1	1	14	1	0	0	17
Total	4	17	63	15	7	7	106

		DEM		
		United States Representative		
	Jeff Barth	Matt Varilek	Total	
Howard City Ward 1	10	17	27	
Howard City Ward 2	9	19	28	
Howard City Ward 3	4	16	20	
Vernilion, Canova, Rock Creek-	6	12	18	
Beaver, Clinton, Miner	5	7	12	
Clearwater Howard Roswell Twp ps	3	13	16	
Henden Adams Bellevue Grafton	3	19	22	
Gr Valley Carriage Redstone Twp	5	12	17	
Total	45	115	160	

STATE OF SOUTH DAKOTA)
)
COUNTY OF MINNEHAHA)

CERTIFICATE

We, Dick Kelly, Gerald Beringa, John Pekas, Cindy Heiberger, Jeff Barth the County Board of Canvassers in Minnehaha County for the Primary Election held on June 05, 2012, hereby certify that the foregoing is a true abstract of the votes cast in the jurisdiction of Minnehaha County, South Dakota, at the election as shown by the returns certified to the person in charge of the election.

Cindy Heiberger
Gerald Beringa
John Pekas
Dick Kelly

Sworn to before me this 11th day of June, 20 12

Bob Litz
Bob Litz, County Auditor
Minnehaha County, South Dakota

SEAL

June 12, 2012

Primary Election - June 05, 2012
 Minnehaha County

		REP	
Presidential Delegates and Alternates		State Senator - 09	
	to be Uncommitted		
	Ron Paul		
	Mitt Romney		
	Rick Santorum		
	Newt Gingrich		
	<i>Total</i>		
	Lora Hubbel		
	Deb Peters		
	<i>Total</i>		
State Representative - 10			
	Jenna Haggar		
	Don Haggar		
	Dave Munson		
	<i>Total</i>		
Total			

255	1,154	5,048	691	213	7,351	363	405	623	457	380	1,460
3.47%	15.70%	68.67%	9.26%	2.90%		47.27%	52.73%	42.67%	31.30%	26.03%	

		REP												
		State Representative - 11				State Senator - 12			State Representative - 13				State Senator - 14	
	Jim Stalzer													
	Christine M. Erickson													
	Chris Karr													
	Mark K Willadsen													
	Total													
	Scott Bartlett													
	Mark Johnston													
	Total													
	Frank Alvine													
	G. Mark Mickelson													
	Steve Westra													
	Total													
	David B. Rose													
Total		447	529	357	362	1,695	255	481	736	439	1,107	543	2,089	708
		26.37%	31.21%	21.06%	21.36%		34.65%	65.35%		21.01%	52.99%	25.99%		45.85%

		REP	
State Senator - 14	Deb Sohlt	836	54.15%
	Total	1,544	
State Representative - 14	R. Shaw n Tornow	726	28.43%
	Anne C. Hajek	946	37.04%
	Larry P. Zikmund	882	34.53%
	Total	2,554	
County Commissioner At Large - Minnehaha	Dick Kelly	4,111	38.74%
	John Ryan Pekas	3,918	36.92%
	Tim Nicolai	2,582	24.33%
	Total	10,611	
Precinct Committeeman - Precinct VP-7	Randy Antonsen	43	41.75%
	Chris Peters	60	58.25%
	Total	103	
Total			

		REP				DEM					
Precinct Committeeman - Precinct VP-3	John Small	60	43.80%	Total	137	Precinct Committeeman - Precinct 1-3	Stephen Elkjer	58	37.91%	Total	153
	Roger Brooks	77	56.20%		95		62.09%				
Precinct Committeewoman - Precinct 4-12	Dorothy Ter Horst	32	50.00%	Total	64	Precinct Committeewoman - Precinct VP-7	Deb Peters	86	62.77%	Total	137
	Carol Conrad	32	50.00%		51		37.23%				
Total		60	43.80%		137		Jeff Barth	1,856	33.89%		

		DEM			
		United States Representative	State Representative - 15		
	Matt Varilek				
	<i>Total</i>				
	Patrick A. Kirschman				
	Karen L. Soli				
	Mitch Fargen				
	<i>Total</i>				
Total		3,620 66.11%	5,476 34.02%	361 36.38%	314 29.59%
				1,061	

REP													
Presidential Delegates and Alternates					State Senator - '09			State Representative - '10					
	to be Uncommitted	Ron Paul	Mitt Romney	Rick Santorum	Newt Gingrich	Total	Lora Hubbel	Deb Peters	Total	Jenna Haggar	Don Haggar	Dave Munson	Total
5-17	3	6	71	8	1	89	0	0	0	0	0	0	0
1-2	2	19	68	5	1	95	0	0	0	0	0	0	0
1-3	4	19	154	11	5	193	0	0	0	0	0	0	0
1-4	6	27	108	7	8	156	0	0	0	0	0	0	0
1-6	4	23	74	12	6	119	0	0	0	0	0	0	0
1-8	1	15	71	10	0	97	0	0	0	0	0	0	0
1-9	5	23	82	12	4	126	0	0	0	0	0	0	0
1-10	6	17	65	13	4	105	0	0	0	0	0	0	0
1-17	3	19	33	10	1	66	0	0	0	0	0	0	0
2-1	8	23	272	12	7	322	0	0	0	0	0	0	0
2-2	13	35	247	19	10	324	0	0	0	0	0	0	0
2-3	14	63	204	38	9	328	0	0	0	0	0	0	0
2-4	1	12	44	7	1	65	0	0	0	0	0	0	0
2-7	5	15	83	8	7	118	0	0	0	0	0	0	0
2-8	17	50	286	39	7	399	0	0	0	0	0	0	0
2-9	7	23	166	20	5	221	0	0	0	0	0	0	0
3-5	4	13	36	6	3	62	34	25	59	0	0	0	0
3-6	6	13	21	10	3	53	0	0	0	0	0	0	0
3-7	2	19	45	7	1	74	0	0	0	0	0	0	0
3-8	1	10	65	2	2	80	0	0	0	0	0	0	0
3-9	7	20	131	16	7	181	57	93	150	0	0	0	0
3-10	1	27	164	31	10	233	0	0	0	0	0	0	0
3-11	3	11	71	10	3	98	0	0	0	0	0	0	0
3-12	5	27	79	9	7	127	45	45	90	0	0	0	0
3-14	3	5	39	8	2	57	27	33	60	0	0	0	0
3-15	4	22	95	11	7	139	0	0	0	0	0	0	0
3-17	1	10	60	7	1	79	0	0	0	0	0	0	0
4-1	3	5	28	4	0	40	0	0	0	0	0	0	0
4-4	2	11	14	5	4	36	0	0	0	0	0	0	0
4-5	3	5	28	3	1	40	20	15	35	0	0	0	0
4-6	2	5	14	3	1	25	0	0	0	19	15	10	44
4-7	5	24	95	17	4	145	0	0	0	113	77	80	270
4-9	5	10	40	14	2	71	0	0	0	0	0	0	0
4-10	1	4	57	3	0	65	0	0	0	0	0	0	0
4-11	1	13	78	9	2	103	0	0	0	78	50	52	180
4-12	4	14	46	12	2	78	0	0	0	0	0	0	0

REP													
State Representative - 11				State Senator - 12			State Representative - 13			State Senator - 14			
5-17	0	0	0	0	0	0	0	0	0	0	0		
1-2	0	0	0	0	0	0	0	0	0	0	0		
1-3	0	0	0	0	0	0	0	0	0	0	0		
1-4	0	0	0	0	0	0	0	0	0	0	0		
1-6	0	0	0	0	0	0	0	0	0	0	0		
1-8	41	67	37	38	183	0	0	0	0	0	0		
1-9	41	62	40	60	203	0	0	0	0	0	0		
1-10	54	36	33	44	167	0	0	0	0	0	0		
1-17	38	29	34	25	126	0	0	0	0	0	0		
2-1	0	0	0	0	0	0	0	0	0	0	0		
2-2	0	0	0	0	0	0	0	0	0	0	0		
2-3	0	0	0	0	0	0	0	0	0	0	0		
2-4	0	0	0	0	0	0	0	0	0	0	0		
2-7	0	0	0	0	0	0	0	0	0	0	0		
2-8	0	0	0	0	0	0	0	0	0	0	0		
2-9	0	0	0	0	0	0	0	0	0	0	0		
3-5	0	0	0	0	0	0	0	0	0	0	0		
3-6	0	0	0	0	0	0	0	0	0	0	0		
3-7	0	0	0	0	0	0	0	0	0	0	0		
3-8	0	0	0	0	0	0	0	0	0	0	0		
3-9	0	0	0	0	0	24	50	74	0	0	0		
3-10	97	153	88	77	415	0	0	0	0	0	0		
3-11	43	49	37	36	165	0	0	0	0	0	0		
3-12	31	25	8	12	76	0	0	0	0	0	0		
3-14	0	0	0	0	0	0	0	0	0	0	0		
3-15	70	62	49	44	225	0	0	0	0	0	0		
3-17	32	46	31	26	135	0	0	0	0	0	0		
4-1	0	0	0	0	0	0	0	0	0	0	0		
4-4	0	0	0	0	0	0	0	0	0	0	0		
4-5	0	0	0	0	0	0	0	0	0	0	0		
4-6	0	0	0	0	0	0	0	0	0	0	0		
4-7	0	0	0	0	0	0	0	0	0	0	0		
4-9	0	0	0	0	0	0	0	0	0	0	42		
4-10	0	0	0	0	0	0	0	0	0	0	0		
4-11	0	0	0	0	0	0	0	0	0	0	0		
4-12	0	0	0	0	0	0	0	0	0	0	0		
	Jim Stalzer	Christine M. Erickson	Chris Karr	Mark K Willadsen	Total	Scott Bartlett	Mark Johnston	Total	Frank Alvine	G. Mark Mickelson	Steve Westra	Total	David B. Rose

	State Senator - 14		State Representative - 14				County Commissioner At Large - Minnehaha				Precinct Committeeman - Precinct VP-7	
		Total			Total			Total		Total		Total
5-17	0	0	0	0	0	0	0	0	0	0	0	0
1-2	0	0	0	0	0	0	0	0	0	0	0	0
1-3	0	0	0	0	0	0	0	0	0	0	0	0
1-4	0	0	0	0	0	0	0	0	0	0	0	0
1-6	0	0	0	0	0	0	0	0	0	0	0	0
1-8	0	0	0	0	0	0	0	0	0	0	0	0
1-9	0	0	0	0	0	0	0	0	0	0	0	0
1-10	0	0	0	0	0	0	0	0	0	0	0	0
1-17	0	0	0	0	0	0	0	0	0	0	0	0
2-1	0	0	0	0	0	0	0	0	0	0	0	0
2-2	211	334	139	242	170	551	201	219	99	519	0	0
2-3	146	307	161	164	184	509	170	187	104	461	0	0
2-4	20	60	33	38	38	109	32	36	30	98	0	0
2-7	0	0	0	0	0	0	70	64	42	176	0	0
2-8	238	387	194	223	209	626	219	225	128	572	0	0
2-9	128	211	83	139	123	345	138	143	57	338	0	0
3-5	0	0	0	0	0	0	32	26	22	80	0	0
3-6	0	0	0	0	0	0	27	26	22	75	0	0
3-7	0	0	0	0	0	0	38	37	30	105	0	0
3-8	0	0	0	0	0	0	60	49	28	137	0	0
3-9	0	0	0	0	0	0	63	56	40	155	0	0
3-10	0	0	0	0	0	0	132	117	76	325	0	0
3-11	0	0	0	0	0	0	53	55	27	135	0	0
3-12	0	0	0	0	0	0	58	68	63	189	0	0
3-14	0	0	0	0	0	0	20	29	25	74	0	0
3-15	0	0	0	0	0	0	73	60	57	190	0	0
3-17	0	0	0	0	0	0	41	32	23	96	0	0
4-1	0	0	0	0	0	0	22	21	20	63	0	0
4-4	0	0	0	0	0	0	24	18	14	56	0	0
4-5	0	0	0	0	0	0	19	16	12	47	0	0
4-6	0	0	0	0	0	0	18	8	11	37	0	0
4-7	0	0	0	0	0	0	80	78	63	221	0	0
4-9	26	68	34	32	46	112	53	38	25	116	0	0
4-10	0	0	0	0	0	0	39	35	35	109	0	0
4-11	0	0	0	0	0	0	53	63	46	162	0	0
4-12	0	0	0	0	0	0	53	41	40	134	0	0

	Precinct Committeeman - Precinct VP-3			Precinct Committeeman - Precinct 1-3			Precinct Committeewoman - Precinct 4-12			Precinct Committeewoman - Precinct VP-7		
	John Small	Roger Brooks	Total	Stephen Elkjer	David Volk	Total	Dorothy Ter Horst	Carol Conrad	Total	Deb Peters	Deborah Antonsen	Total
5-17	0	0	0	0	0	0	0	0	0	0	0	0
1-2	0	0	0	0	0	0	0	0	0	0	0	0
1-3	0	0	0	58	95	153	0	0	0	0	0	0
1-4	0	0	0	0	0	0	0	0	0	0	0	0
1-6	0	0	0	0	0	0	0	0	0	0	0	0
1-8	0	0	0	0	0	0	0	0	0	0	0	0
1-9	0	0	0	0	0	0	0	0	0	0	0	0
1-10	0	0	0	0	0	0	0	0	0	0	0	0
1-17	0	0	0	0	0	0	0	0	0	0	0	0
2-1	0	0	0	0	0	0	0	0	0	0	0	0
2-2	0	0	0	0	0	0	0	0	0	0	0	0
2-3	0	0	0	0	0	0	0	0	0	0	0	0
2-4	0	0	0	0	0	0	0	0	0	0	0	0
2-7	0	0	0	0	0	0	0	0	0	0	0	0
2-8	0	0	0	0	0	0	0	0	0	0	0	0
2-9	0	0	0	0	0	0	0	0	0	0	0	0
3-5	0	0	0	0	0	0	0	0	0	0	0	0
3-6	0	0	0	0	0	0	0	0	0	0	0	0
3-7	0	0	0	0	0	0	0	0	0	0	0	0
3-8	0	0	0	0	0	0	0	0	0	0	0	0
3-9	0	0	0	0	0	0	0	0	0	0	0	0
3-10	0	0	0	0	0	0	0	0	0	0	0	0
3-11	0	0	0	0	0	0	0	0	0	0	0	0
3-12	0	0	0	0	0	0	0	0	0	0	0	0
3-14	0	0	0	0	0	0	0	0	0	0	0	0
3-15	0	0	0	0	0	0	0	0	0	0	0	0
3-17	0	0	0	0	0	0	0	0	0	0	0	0
4-1	0	0	0	0	0	0	0	0	0	0	0	0
4-4	0	0	0	0	0	0	0	0	0	0	0	0
4-5	0	0	0	0	0	0	0	0	0	0	0	0
4-6	0	0	0	0	0	0	0	0	0	0	0	0
4-7	0	0	0	0	0	0	0	0	0	0	0	0
4-9	0	0	0	0	0	0	0	0	0	0	0	0
4-10	0	0	0	0	0	0	0	0	0	0	0	0
4-11	0	0	0	0	0	0	32	32	64	0	0	0
4-12	0	0	0	0	0	0	0	0	0	0	0	0

REP

	Presidential Delegates and Alternates						State Senator - 09			State Representative - 10			
	to be Uncommitted	Ron Paul	Mitt Romney	Rick Santorum	Newt Gingrich	Total	Lora Hubbel	Deb Peters	Total	Jenna Haggar	Don Haggar	Dave Munson	Total
5-18	4	15	42	11	0	72	0	0	0	0	0	0	0
5-1	3	16	31	10	1	61	0	0	0	0	0	0	0
5-3	1	14	15	1	0	31	0	0	0	0	0	0	0
5-4	8	15	69	12	6	110	0	0	0	0	0	0	0
4-2	3	19	32	5	0	59	0	0	0	0	0	0	0
5-6	3	22	78	21	4	128	0	0	0	0	0	0	0
5-7	1	10	78	7	2	98	0	0	0	0	0	0	0
5-8	23	74	349	23	12	481	0	0	0	0	0	0	0
5-9	3	13	37	2	1	56	0	0	0	0	0	0	0
5-10	4	22	58	2	6	92	0	0	0	0	0	0	0
5-11	2	13	43	4	1	63	0	0	0	0	0	0	0
5-14	1	22	51	6	3	83	0	0	0	0	0	0	0
4-3	1	9	13	7	1	31	0	0	0	31	21	18	70
VP-1	1	7	21	3	0	32	0	0	0	0	0	0	0
VP-2	0	26	110	17	2	155	0	0	0	0	0	0	0
VP-3	7	41	234	26	9	317	0	0	0	211	155	122	488
VP-4	1	23	83	13	1	121	0	0	0	96	81	49	226
VP-7	5	19	93	23	4	144	67	88	155	0	0	0	0
VP-8	1	12	47	6	2	68	48	22	70	0	0	0	0
VP-9	2	13	51	12	4	82	0	0	0	0	0	0	0
VP-10	2	12	35	6	2	57	0	0	0	0	0	0	0
VP-11	3	29	55	11	5	103	0	0	0	0	0	0	0
VP-12	0	1	7	3	0	11	0	0	0	0	0	0	0
VP-13	2	10	23	8	1	44	0	0	0	0	0	0	0
VP-15	4	17	64	10	5	100	0	0	0	75	58	49	182
VP-16	7	15	50	8	1	81	34	51	85	0	0	0	0
VP-17	1	8	45	6	2	62	31	33	64	0	0	0	0
Total	255	1,154	5,048	681	213	7,351	363	405	768	623	457	380	1,460

	State Representative - 11				State Senator - 12			State Representative - 13				State Senator - 14	
5-18	Jim Stalzer	Christine M. Erickson	Chris Karr	Mark K Willadsen	Total	Scott Bartlett	Mark Johnston	Total	Frank Alvine	G. Mark Mickelson	Steve Westra	Total	David B. Rose
5-1	0	0	0	0	0	0	0	0	0	0	0	0	0
5-3	0	0	0	0	0	13	15	28	0	0	0	0	0
5-4	0	0	0	0	0	0	0	0	39	88	37	164	43
4-2	0	0	0	0	0	0	0	0	0	0	0	0	67
5-6	0	0	0	0	0	0	0	0	0	0	0	0	0
5-7	0	0	0	0	0	0	0	0	47	89	37	173	0
5-8	0	0	0	0	0	0	0	0	159	451	212	822	0
5-9	0	0	0	0	0	0	0	0	27	51	18	96	0
5-10	0	0	0	0	0	0	0	0	35	69	53	157	0
5-11	0	0	0	0	0	0	0	0	25	52	35	112	0
5-14	0	0	0	0	0	27	47	74	0	0	0	0	0
4-3	0	0	0	0	0	0	0	0	0	0	0	0	0
VP-1	0	0	0	0	0	0	0	0	0	0	0	0	0
VP-2	0	0	0	0	0	0	0	0	0	0	0	0	0
VP-3	0	0	0	0	0	0	0	0	0	0	0	0	0
VP-4	0	0	0	0	0	0	0	0	0	0	0	0	0
VP-7	0	0	0	0	0	0	0	0	0	0	0	0	0
VP-8	0	0	0	0	0	0	0	0	0	0	0	0	0
VP-9	0	0	0	0	0	0	0	0	0	0	0	0	0
VP-10	0	0	0	0	0	0	0	0	0	0	0	0	0
VP-11	0	0	0	0	0	0	0	0	0	0	0	0	0
VP-12	0	0	0	0	0	0	0	0	0	0	0	0	0
VP-13	0	0	0	0	0	0	0	0	0	0	0	0	0
VP-15	0	0	0	0	0	0	0	0	0	0	0	0	0
VP-16	0	0	0	0	0	0	0	0	0	0	0	0	0
VP-17	0	0	0	0	0	0	0	0	0	0	0	0	0
Total	447	529	357	362	1,695	255	481	736	439	1,107	543	2,089	708

REP

	State Senator - 14		State Representative - 14				County Commissioner At Large - Minnehaha				Precinct Commiteeman - Precinct VP-7		
	Deb Sohlt	Total	R. Shaw n Tornow	Anne C. Hajek	Larry P. Zikmund	Total	Dick Kelly	John Ryan Pekas	Tim Nicolai	Total	Randy Antonsen	Chris Peters	Total
5-18	0	0	0	0	0	0	50	32	25	107	0	0	0
5-1	0	0	0	0	0	0	36	29	16	81	0	0	0
5-3	0	0	0	0	0	0	19	14	7	40	0	0	0
5-4	0	0	0	0	0	0	63	59	34	156	0	0	0
4-2	16	59	31	35	32	98	39	37	25	101	0	0	0
5-6	51	118	51	73	80	204	78	74	43	195	0	0	0
5-7	0	0	0	0	0	0	63	65	30	158	0	0	0
5-8	0	0	0	0	0	0	303	296	126	725	0	0	0
5-9	0	0	0	0	0	0	28	36	15	79	0	0	0
5-10	0	0	0	0	0	0	65	53	25	143	0	0	0
5-11	0	0	0	0	0	0	40	34	29	103	0	0	0
5-14	0	0	0	0	0	0	53	42	38	133	0	0	0
4-3	0	0	0	0	0	0	15	19	19	53	0	0	0
VP-1	0	0	0	0	0	0	19	11	14	44	0	0	0
VP-2	0	0	0	0	0	0	77	86	70	233	0	0	0
VP-3	0	0	0	0	0	0	159	107	123	389	0	0	0
VP-4	0	0	0	0	0	0	63	63	58	184	0	0	0
VP-7	0	0	0	0	0	0	82	58	59	198	43	60	103
VP-8	0	0	0	0	0	0	28	28	33	89	0	0	0
VP-9	0	0	0	0	0	0	34	37	42	113	0	0	0
VP-10	0	0	0	0	0	0	29	21	28	78	0	0	0
VP-11	0	0	0	0	0	0	58	42	39	139	0	0	0
VP-12	0	0	0	0	0	0	6	5	5	16	0	0	0
VP-13	0	0	0	0	0	0	29	23	26	78	0	0	0
VP-15	0	0	0	0	0	0	55	44	50	149	0	0	0
VP-16	0	0	0	0	0	0	33	40	42	115	0	0	0
VP-17	0	0	0	0	0	0	34	34	26	94	0	0	0
Total	836	1,544	726	946	882	2,554	4,111	3,918	2,582	10,611	43	60	103

	Precinct Committeeman - Precinct VP-3	Precinct Committeeman - Precinct 1-3	Precinct Committeewoman - Precinct 4-12	Precinct Committeewoman - Precinct VP-7
5-18	John Small			
5-1	Roger Brooks			
5-3	Total			
5-4		Stephen Elkjer		
4-2		David Volk		
5-6		Total		
5-7			Dorothy Ter Horst	
5-8			Carol Conrad	
5-9			Total	
5-10				Deb Peters
5-11				Deborah Antonsen
5-14				Total
4-3				
VP-1				
VP-2				
VP-3	60	137		
VP-4				
VP-7				
VP-8				
VP-9				
VP-10				
VP-11				
VP-12				
VP-13				
VP-15				
VP-16				
VP-17				
Total	60	137	58	99
			153	32
			32	64
			86	51
				137

		United States Representative			DEM				State Representative - 15		
		Jeff Barth	Matt Varilek	Total	Patrick A. Kirschman	Karen L. Soli	Mitch Fargen	Total			
5-17		12	40	52	0	0	0	0	0	0	0
1-2		15	51	66	0	0	0	0	0	0	0
1-3		26	60	86	0	0	0	0	0	0	0
1-4		31	97	128	0	0	0	0	0	0	0
1-6		42	96	138	0	0	0	0	0	0	0
1-8		21	38	59	0	0	0	0	0	0	0
1-9		39	60	99	0	0	0	0	0	0	0
1-10		17	41	58	0	0	0	0	0	0	0
1-17		12	38	50	0	0	0	0	0	0	0
2-1		33	103	136	0	0	0	0	0	0	0
2-2		45	98	143	0	0	0	0	0	0	0
2-3		65	170	235	0	0	0	0	0	0	0
2-4		26	56	82	0	0	0	0	0	0	0
2-7		26	55	81	0	0	0	0	0	0	0
2-8		93	166	259	0	0	0	0	0	0	0
2-9		48	53	101	0	0	0	0	0	0	0
3-5		20	43	63	0	0	0	0	0	0	0
3-6		36	56	92	43	63	40	146	0	0	0
3-7		52	69	121	64	57	63	184	0	0	0
3-8		10	37	47	0	0	0	0	0	0	0
3-9		29	75	104	0	0	0	0	0	0	0
3-10		37	53	90	0	0	0	0	0	0	0
3-11		13	35	48	0	0	0	0	0	0	0
3-12		44	62	106	0	0	0	0	0	0	0
3-14		17	23	40	0	0	0	0	0	0	0
3-15		24	60	84	0	0	0	0	0	0	0
3-17		10	36	46	0	0	0	0	0	0	0
4-1		44	45	89	54	41	44	139	0	0	0
4-4		27	63	90	39	55	42	136	0	0	0
4-5		19	45	64	0	0	0	0	0	0	0
4-6		18	14	32	0	0	0	0	0	0	0
4-7		52	90	142	0	0	0	0	0	0	0
4-9		20	61	81	0	0	0	0	0	0	0
4-10		34	57	91	0	0	0	0	0	0	0
4-11		30	71	101	0	0	0	0	0	0	0
4-12		28	61	89	0	0	0	0	0	0	0

		DEM		State Representative - 15			
		United States Representative					
		Jeff Barth		Patrick A. Kirschman			
		Matt Varilek		Karen L. Soli			
		<i>Total</i>		Mitch Fargen			
				<i>Total</i>			
5-18		83	88	171	113	74	300
5-1		35	62	97	48	51	156
5-3		11	26	37	0	0	0
5-4		33	63	96	0	0	0
4-2		28	56	84	0	0	0
5-6		29	75	104	0	0	0
5-7		23	54	77	0	0	0
5-8		97	165	262	0	0	0
5-9		21	17	38	0	0	0
5-10		24	48	72	0	0	0
5-11		18	27	45	0	0	0
5-14		26	56	82	0	0	0
4-3		15	38	53	0	0	0
VP-1		12	18	30	0	0	0
VP-2		24	64	88	0	0	0
VP-3		34	92	126	0	0	0
VP-4		14	38	52	0	0	0
VP-7		37	55	92	0	0	0
VP-8		22	13	35	0	0	0
VP-9		18	44	62	0	0	0
VP-10		33	37	70	0	0	0
VP-11		30	52	82	0	0	0
VP-12		3	6	9	0	0	0
VP-13		16	27	43	0	0	0
VP-15		24	50	74	0	0	0
VP-16		24	31	55	0	0	0
VP-17		7	40	47	0	0	0
Total		1,856	3,620	5,476	361	386	1,061

STATE OF SOUTH DAKOTA)
)
COUNTY OF MOODY)

CERTIFICATE

We, Thomas Peper, David Stenberg, Dan Miles, Jerry Doyle, Rick Veldkamp, the County Board of Canvassers in Moody County for the Primary Election held on June 05, 2012, hereby certify that the foregoing is a true abstract of the votes cast in the jurisdiction of Moody County, South Dakota, at the election as shown by the returns certified to the person in charge of the election.

Thomas Peper

Dan Miles


David Stenberg

Jerry Doyle

Rick Veldkamp

Sworn to before me this 7th day of June, 2012.

SEAL



Lori Schaefer

Lori Schaefer, County Auditor
Moody County, South Dakota

June 06, 2012

Primary Election - June 05, 2012
Moody County

		REP					DEM											
		Presidential Delegates and Alternates					United States Representative											
	to be Uncommitted	8	6.50%															
	Ron Paul	15	12.20%															
	Mitt Romney	67	54.47%															
	Rick Santorum	30	24.39%															
	Newt Gingrich	3	2.44%															
	Total	123																
	Jeff Barth	63	28.00%															
	Matt Varilek	162	72.00%															
	Total	225																
Total		8	6.50%	15	12.20%	67	54.47%	30	24.39%	3	2.44%	123		63	28.00%	162	72.00%	225

		REP					
		Presidential Delegates and Alternates					
		to be Uncommitted	Ron Paul	Mitt Romney	Rick Santorum	Newt Gingrich	Total
#1 - Extension	4	4	20	6	0	0	34
#2 - Q House	2	0	12	6	1	1	21
#3 - Trent	0	2	8	6	0	0	16
#3/4B - Extension	1	3	7	3	0	0	14
#4 - Egan	0	1	11	8	0	0	20
#5 - Colman	1	5	9	1	2	2	18
Total	8	15	67	30	3	3	123


		DEM		
		United States Representative		
		Jeff Barth	Matt Varilek	Total
#1 - Extension	13	43	56	56
#2 - Q House	10	45	55	55
#3 - Trent	20	18	38	38
#3/4B - Extension	8	20	28	28
#4 - Egan	4	20	24	24
#5 - Colman	8	16	24	24
Total	63	162	225	

STATE OF SOUTH DAKOTA)
)
COUNTY OF PENNINGTON)

CERTIFICATE

We, Lyndell Petersen, Ron Buskerud, Ken Davis, Don Holloway, Nancy Trautman the County Board of Canvassers in Pennington County for the Primary Election held on June 05, 2012, hereby certify that the foregoing is a true abstract of the votes cast in the jurisdiction of Pennington County, South Dakota, at the election as shown by the returns certified to the person in charge of the election.

Lyndell Petersen
Nancy J. Trautman
R. B. Buskerud
Ken Davis



Sworn to before me this 7th day of June, 2012.

Julie A. Pearson
Julie Pearson, County Auditor
Pennington County, South Dakota

Primary Election - June 05, 2012
 Pennington County

		REP			
		Presidential Delegates and Alternates		State Representative - 29	State Senator - 30
	to be Uncommitted	502	6.00%		
	Ron Paul	907	10.84%		
	Mitt Romney	5,701	68.12%		
	Rick Santorum	923	11.03%		
	Newt Gingrich	336	4.01%		
	Total	8,369			
	Gary L. Cammack	13	39.39%		
	Dean Wink	7	21.21%		
	David J. Eatherton	13	39.39%		
	Total	33			
	George W. Ferebee	401	38.56%		
	Bruce Rampelberg	639	61.44%		
	Total	1,040			
Total		502	6.00%		

		REP					
		State Representative - 30		State Representative - 32		State Senator - 33	
	Mike Verchio	602	34.58%				
	Travis L. Bies	221	12.69%				
	Tim Behlings	289	16.60%				
	Florence K. Thompson	188	10.80%				
	Lance Russell	441	25.33%				
	Total	1,741					
	Kristin Conzet	1,148	37.43%				
	Brian Gosch	1,422	46.36%				
	Jeanette Deurloo	497	16.20%				
	Total	3,067					
	Michael Buckingham	690	43.21%				
	Phil Jensen	907	56.79%				
	Total	1,597					
Total		602	34.58%	221	12.69%	289	16.60%

NON

School Board Member - 51-2		School Board Member - 16-1				School Board Member - 51-4			School Board Member - 51-4										
	Cydnee Gruszynski		Tom Martin		Alan Webster		Elizabeth Smith		Delia Johnson		Jon Brue		Matthew T. Stephens		Sheryl Kirkeby		Beverly J. Cole		Colette Keith
	<i>Total</i>																		
Total	272 32.85%	828	6 11.54%	12 23.08%	16 30.77%	18 34.62%	52	556 38.88%	874 61.12%	1,430	446 58.38%	173 22.64%	145 18.98%						

		Presidential Delegates and Alternates					REP State Representative - 29				State Senator - 30			
		to be Uncommitted	Ron Paul	Mitt Romney	Rick Santorum	Newt Gingrich	Total	Gary L. Cammack	Dean Wink	David J Eatherton	Total	George W. Ferebee	Bruce Rampelberg	Total
1-1		14	18	144	21	7	204	0	0	0	0	0	0	0
1-2		23	31	221	55	11	341	0	0	0	0	0	0	0
1-3		35	46	420	72	21	594	0	0	0	0	0	0	0
1-4		4	7	71	11	4	97	0	0	0	0	0	0	0
2-1		3	1	11	2	0	17	0	0	0	0	0	0	0
2-2		1	3	2	0	1	7	0	0	0	0	0	0	0
2-3		9	21	86	22	4	142	0	0	0	0	0	0	0
2-4		20	55	189	46	5	315	0	0	0	0	0	0	0
2-5		0	3	15	2	1	21	0	0	0	0	0	0	0
3-1		16	26	92	16	10	160	0	0	0	0	0	0	0
3-2		37	45	591	59	25	757	0	0	0	0	0	0	0
3-3		8	9	113	19	9	158	0	0	0	0	0	0	0
3-4		47	72	488	77	30	714	0	0	0	0	0	0	0
4-1		5	18	41	10	3	75	0	0	0	0	0	0	0
4-2		17	25	127	19	15	203	0	0	0	0	0	0	0
4-3		11	14	125	14	3	167	0	0	0	0	0	0	0
4-4		8	17	85	19	6	135	0	0	0	0	0	0	0
4-5		2	9	22	9	2	44	0	0	0	0	0	0	0
5-1		5	11	78	9	1	104	0	0	0	0	0	0	0
5-2		31	56	214	23	9	333	0	0	0	0	0	0	0
5-3		24	58	348	44	21	495	0	0	0	0	0	0	0
5-4		26	49	208	30	7	320	0	0	0	0	0	0	0
BE		4	14	55	15	1	89	0	0	0	0	0	0	0
CA		5	10	61	8	7	91	0	0	0	0	42	45	87
CL		7	15	58	17	2	99	0	0	0	0	0	0	0
OR		1	7	11	2	1	22	0	0	0	0	0	0	0
DT		9	25	166	29	7	236	0	0	0	0	0	0	0
EL		1	4	11	5	2	23	13	7	13	33	0	0	0
HC		21	27	135	35	12	230	0	0	0	0	93	140	233
HR		3	4	48	11	2	68	0	0	0	0	20	50	70
US		16	25	234	34	21	330	0	0	0	0	0	0	0
KY		6	16	74	9	8	113	0	0	0	0	60	58	118
NH		11	14	185	14	3	227	0	0	0	0	0	0	0
NU		5	14	75	12	7	113	0	0	0	0	49	58	107
OU		0	11	37	4	2	54	0	0	0	0	0	0	0
RH		3	2	8	4	1	18	0	0	0	0	12	5	17

RBP													
State Representative - 30						State Representative - 32				State Senator - 33			
	Mike Verchio	Travis L. Bies	Tim Behlings	Florence K. Thompson	Lance Russell	Total	Kristin Conzet	Brian Gosch	Jeanette Deurloo	Total	Michael Buckingham	Phil Jensen	Total
1-1	0	0	0	0	0	0	136	145	43	324	0	0	0
1-2	0	0	0	0	0	0	188	273	93	554	0	0	0
1-3	0	0	0	0	0	0	337	430	130	897	0	0	0
1-4	0	0	0	0	0	0	0	0	0	0	0	0	0
2-1	0	0	0	0	0	0	0	0	0	0	3	0	0
2-2	0	0	0	0	0	0	0	0	0	0	0	4	0
2-3	0	0	0	0	0	0	0	0	0	0	0	0	7
2-4	0	0	0	0	0	0	174	212	101	487	0	0	0
2-5	0	0	0	0	0	0	9	15	5	29	0	0	0
3-1	0	0	0	0	0	0	108	130	25	263	0	0	0
3-2	0	0	0	0	0	0	0	0	0	0	0	0	0
3-3	0	0	0	0	0	0	0	0	0	0	0	0	0
3-4	0	0	0	0	0	0	0	0	0	0	0	0	0
4-1	0	0	0	0	0	0	0	0	0	0	0	0	0
4-2	0	0	0	0	0	0	0	0	0	0	0	0	0
4-3	0	0	0	0	0	0	0	0	0	0	0	0	0
4-4	0	0	0	0	0	0	0	0	0	0	64	110	174
4-5	0	0	0	0	0	0	0	0	0	0	73	54	127
5-1	0	0	0	0	0	0	0	0	0	0	12	33	45
5-2	0	0	0	0	0	0	0	0	0	0	16	32	48
5-3	0	0	0	0	0	0	0	0	0	0	0	0	0
5-4	0	0	0	0	0	0	193	216	94	503	0	0	0
BE	0	0	0	0	0	0	0	0	0	0	0	0	0
CA	21	30	16	37	52	156	0	0	0	0	0	0	0
CL	0	0	0	0	0	0	0	0	0	0	52	43	95
OR	0	0	0	0	0	0	0	0	0	0	0	0	0
DT	0	0	0	0	0	0	0	0	0	0	89	141	230
EL	0	0	0	0	0	0	0	0	0	0	0	0	0
HC	180	53	58	32	76	399	0	0	0	0	0	0	0
HR	35	16	20	8	36	115	0	0	0	0	0	0	0
US	0	0	0	0	0	0	0	0	0	0	120	216	336
KY	66	17	35	25	48	191	0	0	0	0	0	0	0
NH	0	0	0	0	0	0	0	0	0	0	76	72	148
NU	56	34	19	18	49	176	0	0	0	0	0	0	0
OU	0	0	0	0	0	0	0	0	0	0	0	0	0
RH	14	5	3	1	5	28	0	0	0	0	0	0	0

REP

	State Senator - 34		State Representative - 35			States Attorney - Pennington			Precinct Committeeman - Precinct 24	
	Stacey Wollman		Blaine "Chip" Campbell	Don Kopp	Jack Siebold	Glenn Brenner	Mark A. Vargo	Edward M. Randazzo	Patrick Clinch	Total
1-1	0	0	0	0	0	57	145	202	0	0
1-2	0	0	0	0	0	126	216	342	0	0
1-3	0	0	0	0	0	190	409	599	0	0
1-4	0	0	36	74	27	35	65	100	0	0
2-1	3	14	0	0	0	9	8	17	0	0
2-2	0	0	0	0	0	5	2	7	0	0
2-3	0	0	0	0	30	45	98	143	0	0
2-4	0	0	0	0	0	120	201	321	66	142
2-5	0	0	0	0	0	7	13	20	0	208
3-1	0	0	0	0	0	63	114	177	0	0
3-2	136	631	0	0	0	271	520	791	0	0
3-3	41	121	0	0	0	63	107	170	0	0
3-4	158	566	0	0	0	235	509	744	0	0
4-1	21	53	0	0	0	27	48	75	0	0
4-2	0	0	0	80	64	81	113	194	0	0
4-3	0	0	0	0	0	62	114	176	0	0
4-4	0	0	0	0	0	50	94	144	0	0
4-5	0	0	0	0	0	17	28	45	0	0
5-1	15	39	0	0	0	31	75	106	0	0
5-2	78	270	348	0	0	96	259	355	0	0
5-3	99	421	520	0	0	133	395	528	0	0
5-4	0	0	0	0	0	111	212	323	0	0
BE	0	0	0	45	27	34	54	88	0	0
CA	0	0	0	0	0	22	74	96	0	0
CL	0	0	0	0	0	28	75	103	0	0
CR	0	0	0	0	0	8	13	21	0	0
DT	0	0	0	0	0	59	180	239	0	0
FL	0	0	0	0	0	11	12	23	0	0
HC	0	0	0	0	0	81	133	214	0	0
HR	0	0	0	0	0	16	54	70	0	0
US	0	0	0	0	0	83	248	331	0	0
KY	0	0	0	0	0	44	67	111	0	0
NH	0	0	0	0	0	59	91	150	0	0
NU	0	0	0	0	0	39	69	108	0	0
OU	0	0	0	0	0	18	32	50	0	0
RH	0	0	0	0	0	5	12	17	0	0
	Total		Total		Total	Total	Total			

		REP		
		Precinct Comm ittee an - Precinct 5-3		
		Robert H. Johnston	Terry Marvin	Total
1-1		0	0	0
1-2		0	0	0
1-3		0	0	0
1-4		0	0	0
2-1		0	0	0
2-2		0	0	0
2-3		0	0	0
2-4		0	0	0
2-5		0	0	0
3-1		0	0	0
3-2		0	0	0
3-3		0	0	0
3-4		0	0	0
4-1		0	0	0
4-2		0	0	0
4-3		0	0	0
4-4		0	0	0
4-5		0	0	0
5-1		0	0	0
5-2		0	0	0
5-3		172	96	268
5-4		0	0	0
BE		0	0	0
CA		0	0	0
CL		0	0	0
OR		0	0	0
DT		0	0	0
EL		0	0	0
FC		0	0	0
HR		0	0	0
IS		0	0	0
KY		0	0	0
NH		0	0	0
NJ		0	0	0
OU		0	0	0
RH		0	0	0

		REP					State Representative - 29			State Senator - 30			
		Presidential Delegates and Alternates											
		to be Uncommitted											
		Ron Paul											
		Mitt Romney											
		Rick Santorum											
		Newt Gingrich											
		Total											
		Gary L. Cammack											
		Dean Wink											
		David J Eatherton											
		Total											
		George W. Ferebee											
		Bruce Rampelberg											
		Total											
RK	7		29	203	19	9	267	0	0	0	72	179	251
RV	8		18	74	16	8	124	0	0	0	0	0	0
SC	0		4	8	4	1	17	0	0	0	0	0	0
VF	3		9	57	15	6	90	0	0	0	0	0	0
VS	6		11	49	10	9	85	0	0	0	0	0	0
VV	7		12	78	18	5	120	0	0	0	0	0	0
WL	13		8	90	24	7	142	0	0	0	39	95	134
WP	19		30	279	36	16	380	0	0	0	0	0	0
WS	1		6	14	3	4	28	0	0	0	14	9	23
Total	502		907	5,701	923	336	8,369	13	7	13	401	639	1,040

		REP					REP			REP			
		State Representative - 30					State Representative - 32			State Senator - 33			
		Mike Verchio											
		Travis L. Bies											
		Tim Behlings											
		Florence K. Thompson											
		Lance Russell											
		<i>Total</i>											
		Kristin Conzet											
		Brian Gosch											
		Jeanette Deurloo											
		<i>Total</i>											
		Michael Buckingham											
		Phil Jensen											
		<i>Total</i>											
RK	150	38	81	45	92	406	3	1	6	10	0	0	0
RV	0	0	0	0	0	0	0	0	0	0	0	0	0
SC	0	0	0	0	0	0	0	0	0	0	0	0	0
VF	0	0	0	0	0	0	0	0	0	0	0	0	0
VS	0	0	0	0	0	0	0	0	0	0	0	0	0
VV	0	0	0	0	0	0	0	0	0	0	0	0	0
WL	72	22	52	17	73	236	0	0	0	0	0	0	0
MP	0	0	0	0	0	0	0	0	0	0	0	0	0
JNS	8	6	5	5	10	34	0	0	0	0	0	0	0
Total	602	221	289	188	441	1,741	1,148	1,422	497	3,067	690	907	1,597

		REP													
		State Senator - 34			State Representative - 35			States Attorney - Pennington			Precinct Committeeman - Precinct 2-4				
		Stacey Wollman													
		Craig Tieszen													
		Total													
		Blaine "Chip" Campbell													
		Don Kopp													
		Jack Siebold													
		Total													
		Glenn Brenner													
		Mark A. Vargo													
		Total													
		Edward M. Randazzo													
		Patrick Clinch													
		Total													
		Total	551	2,115	2,666	486	712	275	1,473	2,768	5,688	8,456	66	142	208
RK			0	0	0	0	0	0	0	87	170	257	0	0	0
RV			0	0	0	69	104	31	204	48	83	131	0	0	0
SC			0	0	0	0	0	0	0	10	6	16	0	0	0
VF			0	0	0	57	75	30	162	27	67	94	0	0	0
VS			0	0	0	47	67	27	141	30	59	89	0	0	0
VV			0	0	0	79	93	39	211	38	85	123	0	0	0
WL			0	0	0	0	0	0	0	48	93	141	0	0	0
MP			0	0	0	0	0	0	0	127	255	382	0	0	0
MS			0	0	0	0	0	0	0	12	11	23	0	0	0

REP			
Precinct Committee man - Precinct 5-3			
	Robert H. Johnston	Terry Marvin	Total
FRK	0	0	0
RV	0	0	0
SC	0	0	0
VF	0	0	0
VS	0	0	0
VV	0	0	0
VL	0	0	0
WP	0	0	0
WS	0	0	0
Total	172	96	268

		DEM	
		United States Representative	
		Jeff Barth	Matt Varilek
			Total
1-1		21	61
1-2		31	108
1-3		53	154
1-4		11	35
2-1		4	12
2-2		3	2
2-3		13	42
2-4		50	135
2-5		0	6
3-1		17	49
3-2		47	157
3-3		8	37
3-4		44	200
4-1		15	29
4-2		43	88
4-3		25	57
4-4		27	90
4-5		7	12
5-1		8	39
5-2		45	129
5-3		45	141
5-4		55	159
BE		10	25
CA		4	12
CL		6	16
CR		0	5
DT		18	24
EL		5	8
HC		22	65
HR		4	7
JS		25	54
KY		15	16
NH		26	36
NU		15	25
OU		4	10
RH		1	4

		DEM	
		United States Representative	
		Jeff Barth	Matt Varilek
RK		15	54
RV		4	35
SC		1	6
VF		7	22
VS		7	20
VV		14	37
WL		11	24
WP		21	63
WS		4	5
Total		811	2,315
			3,126
			Total

		School Board Member - 51-5					School Board Member - 51-2					School Board Member - 16-1				
		NON					NON					NON				
		Scot Eisenbraun	Pamela Johnson	Todd Trask	Angela Lytle	Total	Neil Maxfield	Darrell Sullivan	Cydnee Gruszynski	Total	Tom Martin	Alan Webster	Elizabeth Smith	Delia Johnson		
1-1		0	0	0	0	0	0	0	0	0	0	0	0	0		
1-2		0	0	0	0	0	0	0	0	0	0	0	0	0		
1-3		0	0	0	0	0	0	0	0	0	0	0	0	0		
1-4		0	0	0	0	0	0	0	0	0	0	0	0	0		
2-1		0	0	0	0	0	0	0	0	0	0	0	0	0		
2-2		0	0	0	0	0	0	0	0	0	0	0	0	0		
2-3		0	0	0	0	0	0	0	0	0	0	0	0	0		
2-4		0	0	0	0	0	0	0	0	0	0	0	0	0		
2-5		0	0	0	0	0	0	0	0	0	0	0	0	0		
3-1		0	0	0	0	0	0	0	0	0	0	0	0	0		
3-2		0	0	0	0	0	0	0	0	0	0	0	0	0		
3-3		0	0	0	0	0	0	0	0	0	0	0	0	0		
3-4		0	0	0	0	0	0	0	0	0	0	0	0	0		
4-1		0	0	0	0	0	0	0	0	0	0	0	0	0		
4-2		0	0	0	0	0	0	0	0	0	0	0	0	0		
4-3		0	0	0	0	0	0	0	0	0	0	0	0	0		
4-4		0	0	0	0	0	0	0	0	0	0	0	0	0		
4-5		0	0	0	0	0	0	0	0	0	0	0	0	0		
5-1		0	0	0	0	0	0	0	0	0	0	0	0	0		
5-2		0	0	0	0	0	0	0	0	0	0	0	0	0		
5-3		0	0	0	0	0	0	0	0	0	0	0	0	0		
5-4		0	0	0	0	0	0	0	0	0	0	0	0	0		
CR		21	11	24	13	69	0	0	0	0	0	0	0	0		
HC		0	0	0	0	0	157	222	188	567	0	2	2	1		
HR		0	0	0	0	0	0	0	0	0	0	3	1	3		
US		0	0	0	0	0	24	26	26	76	0	0	0	0		
KY		0	0	0	0	0	48	57	51	156	5	7	13	14		
QU		52	49	41	36	178	0	0	0	0	0	0	0	0		
RH		0	0	0	0	0	13	9	7	29	0	0	0	0		
SC		20	15	16	18	69	0	0	0	0	0	0	0	0		
ML		143	167	132	85	527	0	0	0	0	0	0	0	0		
MS		21	17	28	26	92	0	0	0	0	0	0	0	0		
Total		257	259	241	178	935	242	314	272	828	6	12	16	18		

School Board Member	School Board Member - 51-4		School Board Member - 51-4				Alderman - Rapid City, Ward 3		Alderman - Rapid City, Ward 4				
	Jon Brue	Matthew T. Stephens	Total	Sheryl Kirkeby	Beverly J. Cole	Colette Keith	Total	Dan A. Michael	Chad Lewis	Total	Theresa Spry	Joshua D. Snyder	
1-1	0	104	149	253	0	0	0	0	0	0	0	0	
1-2	0	143	273	416	0	0	0	0	0	0	0	0	
1-3	0	264	413	677	0	0	0	0	0	0	0	0	
1-4	0	3	4	7	0	0	0	0	0	0	0	0	
2-1	0	0	0	0	23	8	4	35	0	0	0	0	
2-2	0	0	0	0	0	0	0	0	0	0	0	0	
2-3	0	0	0	0	86	34	27	147	0	0	0	0	
2-4	0	0	0	0	261	108	95	464	0	0	0	0	
2-5	0	0	0	0	20	5	5	30	0	0	0	0	
3-1	0	2	2	4	0	0	0	0	88	144	232	0	
3-2	0	0	0	0	0	0	0	0	364	648	1,012	0	
3-3	0	0	0	0	0	0	0	0	101	119	220	0	
3-4	0	0	0	0	0	0	0	0	378	595	973	0	
4-1	0	0	0	0	0	0	0	0	0	0	63	21	
4-2	0	0	0	0	56	18	14	88	0	0	124	91	
4-3	0	0	0	0	0	0	0	0	0	0	89	58	
4-4	0	0	0	0	0	0	0	0	0	0	74	81	
4-5	0	0	0	0	0	0	0	0	0	0	10	8	
5-1	0	0	0	0	0	0	0	0	0	0	0	0	
5-2	0	0	0	0	0	0	0	0	0	0	0	0	
5-3	0	0	0	0	0	0	0	0	0	0	0	0	
5-4	0	40	33	73	0	0	0	0	0	0	0	0	
CR	0	0	0	0	0	0	0	0	0	0	0	0	
HC	5	0	0	0	0	0	0	0	0	0	0	0	
HR	8	0	0	0	0	0	0	0	0	0	0	0	
JS	0	0	0	0	0	0	0	0	0	0	0	0	
KY	39	0	0	0	0	0	0	0	0	0	0	0	
OU	0	0	0	0	0	0	0	0	0	0	0	0	
RH	0	0	0	0	0	0	0	0	0	0	0	0	
SC	0	0	0	0	0	0	0	0	0	0	0	0	
ML	0	0	0	0	0	0	0	0	0	0	0	0	
MS	0	0	0	0	0	0	0	0	0	0	0	0	
Total	52	556	874	1,430	446	173	145	764	931	1,506	2,437	360	259

NON

		NON			
		Alderman - Rapid City, Ward 4	Alderman - Rapid City, Ward 5		
	Amanda Scott				
1-1	0	0	0	0	0
1-2	0	0	0	0	0
1-3	0	0	0	0	0
1-4	0	0	0	0	0
2-1	0	0	0	0	0
2-2	0	0	0	0	0
2-3	0	0	0	0	0
2-4	0	0	0	0	0
2-5	0	0	0	0	0
3-1	0	0	0	0	0
3-2	0	0	0	0	0
3-3	0	0	0	0	0
3-4	0	0	0	0	0
4-1	46	130	0	0	0
4-2	118	333	0	0	0
4-3	125	272	0	0	0
4-4	111	266	0	0	0
4-5	45	63	0	0	0
5-1	0	0	108	43	151
5-2	0	0	286	239	525
5-3	0	0	490	231	721
5-4	0	0	407	155	562
CR	0	0	0	0	0
HC	0	0	0	0	0
HR	0	0	0	0	0
US	0	0	0	0	0
KY	0	0	0	0	0
QU	0	0	0	0	0
RH	0	0	0	0	0
SC	0	0	0	0	0
ML	0	0	0	0	0
WVS	0	0	0	0	0
Total	445	1,064	1,291	668	1,959

STATE OF SOUTH DAKOTA)
)
COUNTY OF PERKINS)

CERTIFICATE

We, Mike Schweitzer, Rusty Foster, Willard Ottman, James Gochenour, Wayne Henderson the County Board of Canvassers in Perkins County for the Primary Election held on June 05, 2012, hereby certify that the foregoing is a true abstract of the votes cast in the jurisdiction of Perkins County, South Dakota, at the election as shown by the returns certified to the person in charge of the election.

Mike Schweitzer

Rusty Foster

Willard Ottman

James S. Gochenour

Wayne Henderson

Sworn to before me this 6th day of June, 2012.

Sylvia Chapman

Sylvia Chapman, County Auditor
Perkins County, South Dakota

SEAL

REP									
Presidential Delegates and Alternates						County Commissioner - District 4			
	to be Uncommitted	Ron Paul	Mitt Romney	Rick Santorum	Newt Gingrich	Total	James S Gochenour	Brad W Besler	Total
Lemmon Armory Precinct #1	3	15	19	6	1	44	0	0	0
Lodgepole Precinct #2	0	6	7	7	0	20	0	0	0
Lemmon Armory Precinct #3	3	8	21	6	2	40	0	0	0
Lemmon Armory Precinct #4	0	1	3	0	1	5	0	0	0
Lemmon Armory Precinct #5	0	7	6	0	2	15	0	0	0
Indian Creek Precinct #6	0	8	5	1	1	15	0	0	0
Beckman Mem Church Precinct #7	0	12	7	3	1	23	0	0	0
Faith Com Center Precinct #8	0	2	2	2	0	6	0	0	0
Zeona Church Precinct #9	0	4	3	1	0	8	0	0	0
Bison Precinct #12	4	24	60	10	2	100	54	66	120
Total	10	87	133	36	10	276	54	66	120

DEM		
United States Representative		
	Jeff Barth	Total
Lemmon Armory Precinct #1	9	22
Lodgepole Precinct #2	2	6
Lemmon Armory Precinct #3	3	16
Lemmon Armory Precinct #4	1	5
Lemmon Armory Precinct #5	1	6
Indian Creek Precinct #6	1	5
Beckman Mem Church Precinct #7	0	2
Faith Com Center Precinct #8	1	2
Zeona Church Precinct #9	1	2
Bison Precinct #12	4	18
Total	23	84

STATE OF SOUTH DAKOTA)
)
COUNTY OF POTTER)

CERTIFICATE

We, Bruce Williams, Delvin Worth, Ray Shellito, William Arbach, Dean Maroney the County Board of Canvassers in Potter County for the Primary Election held on June 05, 2012, hereby certify that the foregoing is a true abstract of the votes cast in the jurisdiction of Potter County, South Dakota, at the election as shown by the returns certified to the person in charge of the election.

Bruce Williams
Ray Shellito
William Arbach
Dean Maroney

Sworn to before me this 7th day of June, 2012.

Karen Doerr
Karen Doerr, County Auditor
Potter County, South Dakota

SEAL

June 06, 2012

Primary Election - June 05, 2012
Potter County

		RBP					RBP			RBP			
		Presidential Delegates and Alternates					States Attorney - Potter			County Commissioner - District 2			
	to be Uncommitted	35	4.90%										
	Ron Paul	60	8.40%										
	Mitt Romney	485	67.93%										
	Rick Santorum	94	13.17%										
	Newt Gingrich	40	5.60%										
	Total	714											
	Sarah Larson	322	37.05%										
	Joan Elayne Powell	40	4.60%										
	Craig E. Smith	507	58.34%										
	Total	869											
	William Arbach	94	54.02%										
	Jesse Zweber	80	45.98%										
	Total	174											
Total		35	4.90%	60	8.40%	485	67.93%	94	13.17%	40	5.60%	714	

DEM		United States Representative		Tax Levy Opt-Out 1: Potter County General Fund for Road Purposes	
		Opt-Out - Potter			
	Jeff Barth		Yes		
	Matt Variak		2		
	Total	140		663	1,006
Total		47	343	663	
		33.57%	34.10%	65.90%	

Tax Levy Opt-Out 1: Potter County General Fund for Road Purposes			
Opt-Out Balance			
Yes	2	Total	
23	207	433	640
35	89	149	238
	47	81	128
Total	343	663	1,006

REP													
Presidential Delegates and Alternates						States Attorney - Potter			County Commissioner - District 2				
	to be Uncommitted	Ron Paul	Mitt Romney	Rick Santorum	Newt Gingrich	Total	Sarah Larson	Joan Elaine Powell	Craig E. Smith	Total	William Arbach	Jesse Zweber	Total
23	22	39	339	47	26	467	191	27	330	548	0	2	2
35	6	12	82	36	9	147	95	7	89	191	87	65	152
	7	9	70	9	5	100	36	6	88	130	7	13	20
Total	35	60	486	94	40	714	322	40	507	869	94	80	174

DEM			
United States Representative			
	Jeff Barth	Matt Varitek	Total
23	35	60	95
35	9	29	38
	3	4	7
Total	47	93	140

STATE OF SOUTH DAKOTA)
)
COUNTY OF ROBERTS)

CERTIFICATE

We, Roger George, Roger Navratil and Floyd DeCoteau the County Board of Canvassers in Roberts County for the Primary Election held on June 05, 2012, hereby certify that the foregoing is a true abstract of the votes cast in the jurisdiction of Roberts County, South Dakota, at the election as shown by the returns certified to the person in charge of the election.

Roger P. George

Floyd DeCoteau

Roger Navratil

Sworn to before me this 6th day of June, 2012.

Dawn Sattler

Dawn Sattler, County Auditor
Roberts County, South Dakota

SEAL

June 05, 2012

Primary Election - June 05, 2012
 Roberts County

		REP					DEM			
		Presidential Delegates and Alternates					United States Representative			
	to be Uncommitted									
	Ron Paul									
	Mitt Romney									
	Rick Santorum									
	Newt Gingrich									
	Total									
	Jeff Barth									
	Matt Varilek									
	Total									
Total		8	19	125	30	4	186	71	228	299
		4.30%	10.22%	67.20%	16.13%	2.15%		23.75%	76.25%	

REP						
Presidential Delegates and Alternates						
	to be Uncommitted	Ron Paul	Mitt Romney	Rick Santorum	Newt Gingrich	Total
1	1	0	9	3	0	13
2	0	2	16	2	0	20
3	2	0	10	6	2	20
4	0	0	2	3	0	5
5	1	0	5	2	0	8
6	1	8	25	5	1	40
8	1	1	2	0	0	4
9	1	4	25	5	1	36
11	1	4	31	4	0	40
Total	8	19	125	30	4	186

DEM			
United States Representative			
	Jeff Barth	Matt Varilek	Total
1	5	22	27
2	4	16	20
3	10	19	29
4	3	12	15
5	5	17	22
6	6	23	29
8	8	8	16
9	13	38	51
11	17	73	90
Total	71	228	299

STATE OF SOUTH DAKOTA)
)
COUNTY OF SANBORN)

CERTIFICATE

We, Keith Senska, Jeff Ebersdorfer, Steven Larson, Gary Blindauer, Ray Ohlrogge the County Board of Canvassers in Sanborn County for the Primary Election held on June 05, 2012, hereby certify that the foregoing is a true abstract of the votes cast in the jurisdiction of Sanborn County, South Dakota, at the election as shown by the returns certified to the person in charge of the election.

Keith Senska

Jeff Ebersdorfer

Steve Larson

Gary Blindauer

Ray Ohlrogge

Sworn to before me this 7th day of June, 2012.

Diane Larson

Diane Larson, County Auditor
Sanborn County, South Dakota

SEAL

June 06, 2012

Primary Election - June 05, 2012
Sanborn County

	REP						DEM		
	Presidential Delegates and Alternates						United States Representative		
	to be Uncommitted	Ron Paul	Mitt Romney	Rick Santorum	Newt Gingrich	Total	Jeff Barth	Matt Vanlek	Total
Total	2	9	60	8	7	86	21	65	86
	2.33%	10.47%	69.77%	9.30%	8.14%		24.42%	75.58%	

REP						
Presidential Delegates and Alternates						
	to be Uncommitted	Ron Paul	Mitt Romney	Rick Santorum	Newt Gingrich	Total
#1	0	3	19	2	3	27
#2	0	1	12	1	2	16
#4	1	2	9	1	1	14
#5	1	3	20	4	1	29
Total	2	9	60	8	7	86

DEM			
United States Representative			
	Jeff Barth	Mitt Vanlek	Total
#1	5	12	17
#2	3	21	24
#4	4	15	19
#5	9	17	26
Total	21	65	86

STATE OF SOUTH DAKOTA)
)
COUNTY OF SHANNON)

CERTIFICATE

We, Deloris Hagman, Bryan Kehn, Lyla Hutchison, Eugenio White Hawk the County Board of Canvassers in Shannon County for the Primary Election held on June 05, 2012, hereby certify that the foregoing is a true abstract of the votes cast in the jurisdiction of Shannon County, South Dakota, at the election as shown by the returns certified to the person in charge of the election.

Bryan Kehn

Lyla Hutchison

Deloris Hagman

Eugenio White Hawk

Sworn to before me this 8 day of June, 2012.

Sue Ganje

Sue Ganje, County Auditor
Shannon County, South Dakota



June 08, 2012

Primary Election - June 05, 2012
Shannon County

		REP				DEM			
		Presidential Delegates and Alternates				United States Representative			
	to be Uncommitted	1							
	Ron Paul	2							
	Mitt Romney	20							
	Rick Santorum	1							
	Newt Gingrich	3							
	Total	27							
	Jeff Barth		108						
	Matt Varilek		110						
	Total		218						
Total		3	74.07%	20	74.07%	108	49.54%	110	50.46%

		REP					
		Presidential Delegates and Alternates					
		to be Uncommitted	Ron Paul	Mitt Romney	Rick Santorum	Newt Gingrich	Total
Fine Ridge 1	1	0	0	1	0	0	2
Fine Ridge 3	0	0	0	1	1	1	3
Balesland	0	0	0	5	0	0	5
Cuny Table	0	0	0	5	0	0	5
Kyle	0	0	0	2	0	1	3
Mandersson	0	0	1	1	0	1	3
Oglala	0	0	1	3	0	0	4
Porcupine	0	0	0	2	0	0	2
Rockyford	0	0	0	0	0	0	0
Total	1	2	20	1	3	27	

		DEM		
		United States Representative		
		Jeff Barth	Matt Varilek	Total
Fine Ridge 1	24	35	59	
Fine Ridge 3	13	11	24	
Balesland	5	4	9	
Cuny Table	3	2	5	
Kyle	15	16	31	
Mandersson	7	13	20	
Oglala	20	13	33	
Porcupine	14	12	26	
Rockyford	7	4	11	
Total	108	110	218	

STATE OF SOUTH DAKOTA)
)
COUNTY OF SPINK)

CERTIFICATE

We, Dave Albrecht, Jeff Albrecht, Brian Johnson, Craig Johnson and Jerry Zerbel the County Board of Canvassers in Spink County for the Primary Election held on June 05, 2012, hereby certify that the foregoing is a true abstract of the votes cast in the jurisdiction of Spink County, South Dakota, at the election as shown by the returns certified to the person in charge of the election.

Jeffrey J. Albrecht

Gerald K. Zerbel

Dave Albrecht

Craig Johnson
Brian Johnson

Sworn to before me this 7th day of June, 2012.

Cindy Schultz
Cindy Schultz, County Auditor
Spink County, South Dakota



		REP				DEM							
		Presidential Delegates and Alternates				State Senator - 02		County Commissioner - District 4					
		to be Uncommitted	Ron Paul	Mitt Romney	Rick Santorum	Newt Gingrich	Total	Art Fryslie	Norbert Barrie	Total	Patrick Kramp	Tom Scott	Total
#1		4	6	27	4	3	44	10	43	53	0	0	0
#3		6	5	32	8	2	53	0	0	0	0	0	0
#4		4	4	21	6	3	38	10	33	43	4	11	15
#5		0	1	14	4	0	19	11	12	23	0	0	0
#6		5	2	15	3	1	26	5	23	28	13	15	28
#7		6	6	35	10	3	60	10	49	59	46	14	60
#8		0	3	9	2	1	15	6	11	17	0	0	0
#9		3	9	52	11	6	81	27	68	95	0	0	0
#10		8	12	51	9	4	84	24	69	93	0	0	0
Total		36	48	256	57	23	420	103	308	411	63	40	103

		DEM						
		United States Representative		County Treasurer - Spink				
		Jeff Barth	Matt Varilek	Total	Kerry Dawson	Janel Shottenkirk	Kathy Ludwig	Total
#1		14	65	79	27	1	54	82
#3		19	55	74	22	1	59	82
#4		32	54	86	54	1	38	93
#5		12	46	58	37	1	23	61
#6		5	25	30	12	0	25	37
#7		25	57	82	25	1	62	88
#8		15	23	38	9	1	28	38
#9		39	87	126	77	4	63	144
#10		51	106	157	120	3	64	187
Total		212	518	730	383	13	416	812

Primary Election - June 05, 2012
Spink County

		REP				DEM																					
Presidential Delegates and Alternates	to be Uncommitted	36	8.57%																								
	Ron Paul	48	11.43%																								
	Mitt Romney	256	60.95%																								
	Rick Santorum	57	13.57%																								
	New t Gingrich	23	5.48%																								
	Total	420																									
	State Senator - 02	Art Frysie	103	25.06%																							
		Norbert Barrie	308	74.94%																							
		Total	411																								
	County Commissioner - District 4	Patrick Kramp	63	61.17%																							
	Tom Scott	40	38.83%																								
	Total	103																									
United States Representative	Jeff Barth	212	29.04%																								
Total		36	8.57%	48	11.43%	256	60.95%	57	13.57%	23	5.48%	420		103	25.06%	308	74.94%	411		63	61.17%	40	38.83%	103		212	29.04%

		DEM	
	United States Representative	Matt Varilek	
		Total	
	County Treasurer - Spink	Kerry Dawson	
		Janell Shottenkirk	
		Kathy Ludwig	
		Total	
Total			

518 70.96%

730

383 47.17%

13 1.60%

416 51.23%

812

STATE OF SOUTH DAKOTA)
)
COUNTY OF STANLEY)

CERTIFICATE

We, Dennis Booth, Donald D. Jacobson, Marsha Davenport, Dana Iversen, Brian Scott the County Board of Canvassers in Stanley County for the Primary Election held on June 05, 2012, hereby certify that the foregoing is a true abstract of the votes cast in the jurisdiction of Stanley County, South Dakota, at the election as shown by the returns certified to the person in charge of the election.

Dennis Booth

Donald D. Jacobson

Marsha A. Davenport

Dana E. Iversen

Brian Scott

Sworn to before me this 11th day of June, 2012.

Karen K. Sharp

Karen Sharp, County Auditor
Stanley County, South Dakota

SEAL

June 06, 2012

Primary Election - June 05, 2012
Stanley County

		REP				
		Presidential Delegates and Alternates		State Senator - 24	State Representative - 24	
	to be Uncommitted	39	7.47%			
	Ron Paul	66	12.64%			
	Mitt Romney	328	62.84%			
	Rick Santorum	52	9.96%			
	Newt Gingrich	37	7.09%			
	Total	522				
	Jeff Monroe	297	52.47%			
	Tad Perry	269	47.53%			
	Total	566				
	Mark E. Venner	293	31.34%			
	Mary Duvall	332	35.51%			
	Tim Rounds	310	33.16%			
	Total	935				
Total		39	7.47%			

	REP		DEM		NON	
County Treasurer - Stanley	Dawn Sass	237	44.30%			
	Sonny Harrowa	298	55.70%			
	Total	535				
County Auditor - Stanley	Karen Sharp	286	53.36%			
	Tanya Hannum Heller	250	46.64%			
	Total	536				
United States Representative	Jeff Barth	75	46.01%			
	Matt Varilek	86	53.99%			
	Total	163				
School Board Member - 57-1	John Duffy	392	31.64%			
	Tina Titze	410	33.09%			
	Gary Johnson	437	35.27%			
Total	1,239					

NON	
School Board Member - 57-1	
Darby Nutter	282 38.47%
Rick Cronin	451 61.53%
<i>Total</i>	733
<i>Total</i>	733

		REP												
		Presidential Delegates and Alternates					State Senator - 24			State Representative - 24				
		to be Uncommitted	Ron Paul	Mitt Romney	Rick Santorum	Newt Gingrich	Total	Jeff Monroe	Tad Perry	Total	Mark E. Venner	Mary Duvall	Tim Rounds	Total
#1 Fort Pierre		34	60	290	44	28	456	251	250	501	249	302	275	826
#3 Hayes		5	6	23	6	6	46	31	16	47	32	20	25	77
#2 McQuiston Farmstead		0	0	15	2	3	20	15	3	18	12	10	10	32
Total		39	66	328	52	37	522	297	269	566	293	332	310	935

		DEM	
		United States Representative	
	Jeff Barth		
	Matt Varilek		
	Total		
#1 Fort Pierre		66	82
#3 Hayes		5	6
#2 McQuiston Farmstead		4	0
Total		75	88

		NON						
		School Board Member - 57-1			School Board Member - 57-1			
		John Duffy	Tina Titze	Gary Johnson	Total	Darby Nutter	Rick Cronin	Total
#1 Fort Pierre		345	372	385	1,102	235	414	649
#3 Hayes		28	23	41	92	31	26	57
#2 McQuiston Farmstead		19	15	11	45	16	11	27
Total		392	410	437	1,239	282	451	733

		REP	
		County Treasurer - Stanley	County Auditor - Stanley
	Dawn Sass		
#1 Fort Pierre	213	255	468
	Sonny Harrowa		
#3 Hayes	12	33	45
	<i>Total</i>		
#2 McQuiston Farmstead	12	10	22
	Karen Sharp		
Total	237	298	535
	Tanya Hannum Heller		
		256	212
	<i>Total</i>		
		286	468
			23
			15
			23
			250
			536

STATE OF SOUTH DAKOTA)
)
COUNTY OF SULLY)

CERTIFICATE

We, Judy Pullman, Bill Floyd, Bev Zebroski, Joe Fanger the County Board of Canvassers in Sully County for the Primary Election held on June 05, 2012, hereby certify that the foregoing is a true abstract of the votes cast in the jurisdiction of Sully County, South Dakota, at the election as shown by the returns certified to the person in charge of the election.

William Floyd

Beverly Zebroski

Joe Fanger

Judy Pullman

Sworn to before me this 6th day of June, 2012.

Patty McGee
Patty McGee, County Auditor
Sully County, South Dakota

SEAL

Primary Election - June 05, 2012
Sully County

		REP				
		Presidential Delegates and Alternates		State Senator - 24	State Representative - 24	
	to be Uncommitted	13	4.36%			
	Ron Paul	33	11.07%			
	Mitt Romney	205	68.79%			
	Rick Santorum	34	11.41%			
	Newt Gingrich	13	4.36%			
	Total	298				
	Jeff Monroe	225	65.60%			
	Tad Perry	118	34.40%			
	Total	343				
	Mark E Venner	232	39.93%			
	Mary Duvall	147	25.30%			
	Tim Rounds	202	34.77%			
	Total	581				
Total		13	4.36%			

	REP		DEM		
County Treasurer - Sully	Rory Groseclose-Menger	141 41.35%	Helen Jane Paxton	200 58.65%	
	<i>Total</i>				
					341
United States Representative	Jeff Barth	43 43.00%	Matt Varilek	57 57.00%	
	<i>Total</i>				
					100
County Commissioner - District 4	Jerry "JR" Richards	28 66.67%	Jake F Weischedel	14 33.33%	
	<i>Total</i>				
					42
Total					

REP																
Presidential Delegates and Alternates						State Senator - 24			State Representative - 24							
1	to be Uncommitted	1	1	26	4	3	35	Jeff Monroe	30	5	35	Mark E. Venner	26	15	15	56
2	Ron Paul	9	27	142	22	7	207	Tad Perry	146	93	239	Mary Duvall	158	99	156	413
3	Mitt Romney	1	4	18	4	2	29	Total	7	7	36	Tim Rounds	24	20	18	62
4	Rick Santorum	1	4	19	4	1	27	Mark E. Venner	13	13	33	Mary Duvall	24	13	13	50
5	Newt Gingrich	2	1	34	13	1	298	Total	225	118	343	Tim Rounds	232	147	202	581
6	Total	13	33	205	34	13	298	Jeff Monroe	225	118	343	Mark E. Venner	232	147	202	581
Absentee																
Total																


DEM																
United States Representative						County Commissioner - District 4										
1	Jeff Barth	5	10	15	1	8	9									
2	Matt Varilek	25	28	53	2	2	4									
3	Total	10	12	22	18	4	22									
4	Jerry "JR" Richards	3	7	10	7	0	7									
5	Jake F Weischedel	43	57	100	28	14	42									
6	Total															
Absentee																
Total																


		REP	
		County Treasurer - Sully	
		Rory Groseclose-Men nenger	Helen Jane Paxton
			<i>Total</i>
1		12	20
2		104	135
6		9	25
<i>Abbate</i>		16	20
<i>Total</i>		141	200
			32
			239
			34
			36
			341


STATE OF SOUTH DAKOTA)
)
COUNTY OF TODD)


CERTIFICATE


We, Gregg Grimshaw, Patsy Valandra, William Giroux, Alec Whipple, Dwight Logterman the County Board of Canvassers in Todd County for the Primary Election held on June 05, 2012, hereby certify that the foregoing is a true abstract of the votes cast in the jurisdiction of Todd County, South Dakota, at the election as shown by the returns certified to the person in charge of the election.












Sworn to before me this 6th day of June, 2012.



Kathleen Flakus, County Auditor
Todd County, South Dakota

SEAL

		DEM		
State Representative - 26A		County Commissioner - District 4		
<i>Total</i>	559	Howard Heinert 42 43.75%	Alec Whipple 54 56.25%	<i>Total</i> 96
<i>Total</i>	559			96

		REP				
		Presidential Delegates and Alternates				
	to be Uncommitted					
	Ron Paul					
	Mitt Romney					
	Rick Santorum					
	Newt Gingrich					
	Total					
Lakeview	1	1	12	4	0	18
Jeanette	0	3	4	0	1	8
Mission-N. Antelope	1	4	17	1	1	24
Bordeaux	0	1	2	0	0	3
O'Kreek	1	0	1	2	0	4
Parmalee	1	1	4	1	0	7
Rosebud	0	1	2	0	0	3
South Antelope	2	3	4	2	2	13
St. Francis	0	0	0	0	0	0
Total	6	14	46	10	4	80

		DEM				
		United States Representative				
		State Representative - 26A				
		County Commissioner - District 4				
	Jeff Barth					
	Matt Varilek					
	Total					
	Troy Heinert					
	Calvin G Jones					
	Whitney A. Meek					
	Trent Poirnee Sr.					
	Total					
	Howard Heinert					
	Alec Whipple					
	Total					
Lakeview	5	4	9	4	0	0
Jeanette	1	5	6	3	0	0
Mission-N. Antelope	54	79	133	43	12	151
Bordeaux	12	7	19	8	2	19
O'Kreek	11	13	24	8	2	28
Parmalee	30	37	67	32	7	77
Rosebud	48	66	114	37	12	132
South Antelope	32	42	74	34	1	93
St. Francis	11	23	34	11	6	45
Total	204	276	480	180	42	559

STATE OF SOUTH DAKOTA)
)
COUNTY OF TRIPP)

CERTIFICATE

We, Virgil Novotny, Greg English, Tresh Swedlund, Dan Forgey, Mark Winter the County Board of Canvassers in Tripp County for the Primary Election held on June 05, 2012, hereby certify that the foregoing is a true abstract of the votes cast in the jurisdiction of Tripp County, South Dakota, at the election as shown by the returns certified to the person in charge of the election.

Virgil Novotny
Greg English
Tresh Swedlund
Dan Forgey
Mark Winter

Sworn to before me this 7th day of June, 2012.

Kathleen Flakus
Kathleen Flakus, County Auditor
Tripp County, South Dakota

SEAL

Primary Election - June 05, 2012
 Tipp County

		REP					DEM					
		Presidential Delegates and Alternates					County Commissioner - District 4			United States Representative		
	to be Uncommitted	17	27	188	34	14	46	35	81	34	139	173
	Ron Paul											
	Mitt Romney											
	Rick Santorum											
	Newt Gingrich											
	Total											
	Curt Littau											
	John Harter											
	Total											
	Jeff Barth											
	Matt Variek											
	Total											
Total		17	27	188	34	14	46	35	81	34	139	173
		6.07%	9.64%	67.14%	12.14%	5.00%	56.79%	43.21%	19.65%	80.35%		

		REP					County Commissioner - District 4			
		Presidential Delegates and Alternates								
		to be Uncommitted	Ron Paul	Mitt Romney	Rick Santorum	Newt Gingrich	Total	Curt Littau	John Harter	Total
Clearfield	2	8	14	5	2	31	20	16	36	
Colbome	3	3	19	5	0	30	0	0	0	
Hamill	0	2	16	2	1	21	0	0	0	
Ideal	0	4	11	2	0	17	0	0	0	
Lake	2	0	4	7	2	15	0	0	0	
Larro	2	1	21	1	1	26	4	1	5	
Sully	0	0	5	1	0	6	0	0	0	
Written	0	0	12	0	3	15	0	0	0	
Winner City SE 1st	1	1	16	0	1	19	0	0	0	
Winner City E 2nd	2	3	19	1	1	26	0	0	0	
Winner City W 2nd	3	2	27	4	3	39	22	18	40	
Winner City E 3rd	1	2	18	4	0	25	0	0	0	
Winner City W 3rd	1	1	6	2	0	10	0	0	0	
Total	17	27	188	34	14	280	46	35	81	

		DEM		
		United States Representative		
		Jeff Barth	Matt Varilek	Total
Clearfield		5	14	19
Colone		7	30	37
Hartill		0	3	3
Ideal		1	3	4
Lake		0	1	1
Lantro		3	11	14
Sully		2	6	8
Witten		3	10	13
Winner City SE 1st		1	7	8
Winner City E 2nd		6	14	20
Winner City W 2nd		1	13	14
Winner City E 3rd		1	15	16
Winner City W 3rd		4	12	16
Total		34	139	173

STATE OF SOUTH DAKOTA)
)
COUNTY OF TURNER)

CERTIFICATE

We, James Adamson, Ron Globke, Gary Hansen, John Overby, Lyle Van Hove the County Board of Canvassers in Turner County for the Primary Election held on June 05, 2012, hereby certify that the foregoing is a true abstract of the votes cast in the jurisdiction of Turner County, South Dakota, at the election as shown by the returns certified to the person in charge of the election.

Jim Adamson

John Overby

Lyle Van Hove

Ron Globke

Gary E. Hansen

Sworn to before me this 6 day of June, 2012.

Sheila Hagemann

Sheila Hagemann, County Auditor
Turner County, South Dakota

SEAL

	REP					States Attorney - Turner			
	to be Uncommitted	Ron Paul	Mitt Romney	Rick Santorum	Newt Gingrich	Total	Matthew L. Olson	Tiffani Landeen	Total
Dolton/Monroe/Marion/Rosefield	3	25	52	16	8	104	56	49	105
Brothers/field/Horne/Parker	8	23	65	16	3	115	85	40	125
Chancellor/Gerrantown	1	6	16	1	1	25	21	10	31
Childstown/Salem/Spring Valley	0	6	21	2	1	30	22	8	30
Norway/Hurley/Davis/Kiddleton	7	24	38	8	2	79	56	22	78
Viborg/Swan Lake	3	8	37	5	4	57	38	14	52
Kenner/Danewille	1	3	7	2	0	13	3	8	11
Centerville/Turner	4	17	40	2	7	70	57	20	77
Total	27	112	276	52	26	493	338	171	509

	DEM		
	Jeff Barth	Matt Varilek	Total
Dolton/Monroe/Marion/Rosefield	18	30	48
Brothers/field/Horne/Parker	15	34	49
Chancellor/Gerrantown	5	14	19
Childstown/Salem/Spring Valley	5	12	17
Norway/Hurley/Davis/Kiddleton	12	27	39
Viborg/Swan Lake	8	41	49
Kenner/Danewille	2	14	16
Centerville/Turner	9	36	45
Total	74	208	282

STATE OF SOUTH DAKOTA)
)
COUNTY OF UNION)


CERTIFICATE

We, Doyle Karpen, Milton Ustad, Dale Neely, Marvin Schempp, Ross Jordan the County Board of Canvassers in Union County for the Primary Election held on June 05, 2012, hereby certify that the foregoing is a true abstract of the votes cast in the jurisdiction of Union County, South Dakota, at the election as shown by the returns certified to the person in charge of the election.

Doyle Karpen
Milton Ustad
Dale Neely
Marvin Schempp

Sworn to before me this 7 day of June, 2012.

Carol Klumper
Carol Klumper, County Auditor
Union County, South Dakota



	DEM	NON			
	United States Representative	School Board Member - 13-1			
	<i>Total</i>	Mark Bottolfson	Tim Schwasinger	Dave Stammer	<i>Total</i>
	268	9 52.94%	4 23.53%	4 23.53%	17
Total					

		REP					State Representative - 16					
		Presidential Delegates and Alternates										
		to be Uncommitted	Ron Paul	Mitt Romney	Rick Santorum	Newt Gingrich	Total	Don Lantis	Jim Bolin	Patty Miller	Kevin D. Jensen	Total
1	Alcester City Hall	3	4	18	4	2	31	4	21	25	7	57
2	Alcester City Hall	1	7	19	9	5	41	8	32	32	7	79
3	Union County Courthouse	3	10	47	7	1	68	24	53	31	13	121
4	Big Springs Baptist Church	0	0	19	8	0	27	6	14	15	8	43
5	Beresford Public Library	2	10	25	10	2	49	5	42	25	11	83
6	Beresford Public Library	3	2	44	15	1	65	12	58	31	14	115
7	St. Peter's Community Center	1	4	13	3	2	23	7	8	20	1	36
8	Union County Courthouse	0	7	29	10	0	46	20	33	27	3	83
9	St. Peter's Community Center	2	1	16	3	1	23	6	19	15	7	47
10	North Sioux Community Center	0	5	18	0	1	24	24	3	19	2	48
11	North Sioux Community Center	0	0	25	4	1	30	17	15	19	1	52
12	Blessed Teresa Church	1	4	61	3	5	74	37	18	49	12	116
13	Holy Cross Lutheran Church	0	4	78	1	4	87	48	19	50	19	134
	Total	16	58	412	77	25	588	216	335	358	105	1,014

		DEM		
		United States Representative		
		Jeff Barth	Matt Varilek	Total
1	Alcester City Hall	0	8	8
2	Alcester City Hall	5	31	36
3	Union County Courthouse	16	22	38
4	Big Springs Baptist Church	4	15	19
5	Beresford Public Library	4	23	27
6	Beresford Public Library	8	37	45
7	St. Peter's Community Center	2	3	5
8	Union County Courthouse	1	12	13
9	St. Peter's Community Center	8	5	13
10	North Sioux Community Center	5	14	19
11	North Sioux Community Center	6	15	21
12	Blessed Teresa Church	5	7	12
13	Holy Cross Lutheran Church	2	10	12
Total		66	202	268

		NON			
		School Board Member - 13-1			
		Mark Bottolfson	Tim Schwasinger	Dave Stammer	Total
4	Big Springs Baptist Church	9	4	4	17
Total		9	4	4	17


STATE OF SOUTH DAKOTA)
)
COUNTY OF WALWORTH)

CERTIFICATE

We, Denis Arbach, Jerry Frailing, Donald Leff, and Phylliss Pudwill the County Board of Canvassers in Walworth County for the Primary Election held on June 05, 2012, hereby certify that the foregoing is a true abstract of the votes cast in the jurisdiction of Walworth County, South Dakota, at the election as shown by the returns certified to the person in charge of the election.

Phylliss Pudwill
Denis Arbach
Jerry Frailing
Donald Leff

Sworn to before me this 7th day of June, 2012.



Gwenn E. Ackerman
Gwenn Ackerman, County Auditor
Walworth County, South Dakota

June 07, 2012

Primary Election - June 05, 2012
Walworth County

		RBP					DEM						
		Presidential Delegates and Alternates					County Commissioner - District 2			United States Representative			
	to be Uncommitted	18	38	301	39	23	419	36	35	71	33	92	125
	Ron Paul		9.07%	71.84%	9.31%	5.49%		50.70%	49.30%		26.40%	73.60%	
	Mitt Romney												
	Rick Santorum												
	New t Gingrich												
	Total												
	Richard Godkin												
	James A. Spiry												
	Total												
	Jeff Barth												
	Matt Varitek												
	Total												
Total		18	38	301	39	23	419	36	35	71	33	92	125
		4.30%	9.07%	71.84%	9.31%	5.49%		50.70%	49.30%		26.40%	73.60%	

		REP					County Commissioner - District 2			
		to be Uncommitted	Ron Paul	Mitt Romney	Rick Santorum	New t Gingrich	Total	Richard Godkin	James A. Spiry	Total
#1		1	3	28	4	2	38	0	0	0
#2		1	4	24	2	0	31	0	0	0
#3		5	10	61	10	5	91	0	0	0
#4		1	3	33	1	3	41	0	0	0
#5		2	4	49	5	3	63	36	35	71
#6		7	9	46	9	1	72	0	0	0
#7		1	5	60	8	9	83	0	0	0
Total		18	38	301	39	23	419	36	35	71

		DEM		
		United States Representative		
		Jeff Barth	Matt Varilek	Total
#1		3	5	8
#2		1	5	6
#3		6	17	23
#4		4	15	19
#5		3	11	14
#6		7	16	23
#7		9	23	32
Total		33	92	125

STATE OF SOUTH DAKOTA)
)
COUNTY OF YANKTON)

CERTIFICATE

We, Donna Freng, Bruce Jensen, Mark Johnson, Garry Moore, Allen Sinclair the County Board of Canvassers in Yankton County for the Primary Election held on June 05, 2012, hereby certify that the foregoing is a true abstract of the votes cast in the jurisdiction of Yankton County, South Dakota, at the election as shown by the returns certified to the person in charge of the election.

Allen R Sinclair
Donna Freng
Mark Johnson
Garry A. Moore
Bruce Jensen

Sworn to before me this

7 day of June, 2012

Paula Jones

Paula Jones, County Auditor
Yankton County, South Dakota

SEAL

	REP		DEM		
	County Commissioner At Large - Yankton		United States Representative		
	Connie S. Kerns-Grams	<i>Total</i>	Jeff Barth	Matt Variek	<i>Total</i>
	360 19.15%	1,880	125 12.54%	872 87.46%	997
Total					

		REP					State Representative - 18			County Commissioner At Large - Yankton					
		Presidential Delegates and Alternates													
		to be Uncommitted	Ron Paul	Mitt Romney	Rick Santorum	Newt Gingrich	Total	Matt Stone	Thomas Bixler	Mike Stevens	Thomas D. Stotz	Total	James L. Van Osdel	Mark E. Johnson	
1			6	18	55	7	0	86	40	11	61	52	164	64	53
2			4	27	75	12	0	118	55	14	67	77	213	76	73
3			10	19	99	8	2	138	66	6	97	99	268	100	97
4			14	22	102	14	3	155	66	15	118	87	286	82	110
5			15	44	219	22	12	312	146	21	175	211	553	178	238
9			2	8	17	0	0	27	9	1	18	13	41	22	15
10			0	6	7	5	0	18	8	2	9	12	31	13	15
11			3	4	22	7	6	42	27	4	19	20	70	16	26
12			2	5	16	5	3	31	20	10	6	12	48	21	18
13			0	6	16	9	0	31	9	1	16	25	51	23	15
14			1	8	18	7	1	35	18	3	19	16	56	20	23
16			1	2	2	4	0	9	1	0	8	5	14	2	5
26			7	37	128	20	4	196	121	10	97	109	337	99	116
Total			65	206	776	120	31	1,198	586	98	710	738	2,132	716	804

	REP	
	County Commissioner At Large - Yankton	
	Connie S. Kerns-Grams	<i>Total</i>
1	25	142
2	43	192
3	29	226
4	54	246
5	79	495
9	2	39
10	3	31
11	18	60
12	6	45
13	12	50
14	11	54
16	4	11
26	74	289
Total	360	1,880

DEM			
United States Representative			
	Jeff Barth	Matt Varilek	Total
1	13	89	102
2	16	122	138
3	16	117	133
4	15	103	118
5	21	163	184
9	3	21	24
10	7	13	20
11	3	33	36
12	6	29	35
13	3	22	25
14	5	23	28
16	2	10	12
26	15	127	142
Total	125	872	997

STATE OF SOUTH DAKOTA)
)
COUNTY OF ZIEBACH)

CERTIFICATE

We, Clinton Farlee, D.F. Longbrake, Dean Johnson, Ralph Lyon, Gene Webb the County Board of Canvassers in Ziebach County for the Primary Election held on June 05, 2012, hereby certify that the foregoing is a true abstract of the votes cast in the jurisdiction of Ziebach County, South Dakota, at the election as shown by the returns certified to the person in charge of the election.


Clinton Farlee

D.F. Longbrake

Dean Johnson

Ralph Lyon

Gene Webb



Sworn to before me this 7th day of June, 2012.

Cindy Longbrake
Cindy Longbrake, County Auditor
Ziebach County, South Dakota

June 06, 2012

Primary Election - June 05, 2012
Ziebach County

	REP		DEM	
	Presidential Delegates and Alternates		United States Representative	
	to be Uncommitted	0 0.00%		
	Ron Paul	10 23.81%		
	Mitt Romney	31 73.81%		
	Rick Santorum	0 0.00%		
	Newt Gingrich	1 2.38%		
	Total	42		
	Jeff Barth		27 32.53%	
	Matt Varilek		56 67.47%	
	Total		83	
Total				

		REP					
		Presidential Delegates and Alternates					
		to be Uncommitted	Ron Paul	Mitt Romney	Rick Santorum	New t Gingrich	Total
Bridger	0	0	0	0	0	0	0
Cherry Creek	0	0	0	0	0	0	0
Davis	0	0	2	0	0	1	3
Glad Valley	0	3	13	0	0	0	16
North Dupree	0	1	4	0	0	0	5
Redeln	0	1	8	0	0	0	9
Red Scafold	0	0	0	0	0	0	0
South Dupree	0	5	4	0	0	0	9
Total	0	10	31	0	0	1	42

		DEM		
		United States Representative		
		Jeff Barth	Matt Varilek	Total
Bridger	5	7	12	12
Cherry Creek	5	10	15	15
Davis	4	6	10	10
Glad Valley	2	4	6	6
North Dupree	0	5	5	5
Redeln	4	7	11	11
Red Scafold	5	0	5	5
South Dupree	2	17	19	19
Total	27	56	83	83